



राष्ट्रीय परीक्षा एजेंसी
National Testing Agency
Excellence in Assessment



Information Bulletin

ICAR AIEEA (PG) - 2023

All India Entrance Examination for Admission to
Master Degree Programs



ACADEMIC SESSION
2023-24

NATIONAL TESTING AGENCY

Vision

The right candidates joining best institutions will give India her demographic dividend.

Mission

To improve equity and quality in education by administering research based valid, reliable, efficient, transparent, fair and international level assessments. The best subject matter experts, psychometricians and IT delivery and security professionals will ensure that the current gaps in existing assessment systems are properly identified and bridged.

Core Values

NTA will create a system which will promote teaching (by teachers), learning (by students) and assessment (by parents and institutions). NTA strongly believes in quality, efficiency, effectiveness, equity and security of assessments. To practice these values, NTA will constantly engage with its stakeholders, viz. students, parents, teachers, experts and partner institutions.

INDEX

Contents

IMPORTANT INFORMATION AND DATES AT A GLANCE	1
1. FEE DETAILS AND IMPORTANT DATES:	1
CHAPTER-1	4
INTRODUCTION	4
1.1 About NTA.....	4
1.2 About ICAR	4
1.3 AIEEA (PG)-2023.....	5
CHAPTER-2	6
GENERAL INFORMATION	6
2.1 Major Subject Groups and Sub-Subjects for Master Degree Programmes	6
2.2 University-Wise and Sub Subject–Wise Number of Seats Available for Admission	6
2.3 Schedule of AIEEA (PG)-2023.....	6
2.4 Scheme of Examination	7
2.5 Syllabus for the Test	7
2.6 Subjects.....	8
2.7 Conditions for the award of ICAR-PG Scholarship and National Talent Scholarship (PG) 2023	8
2.8 Reservation Policy.....	9
2.9 Provision for Persons with Benchmark Disability (PwBD) Candidates.....	10
CHAPTER-3	13
ELIGIBILITY CRITERIA AND QUALIFICATIONS	13
3.1 General Eligibility Criteria to appear in AIEEA (PG)-2023.....	13
3.2 Instructions for in-service candidates	14
3.3 Eligibility Qualifications for Admission to different Subjects	15
3.4 Age Limit.....	23
CHAPTER-4	24
REGISTRATION AND APPLICATION PROCESS	24
4.1 Examination Cities for AIEEA (PG)-2023	24
4.2 Applying Online and Submission of Application Form.....	24
4.3 Replica of the Application Form.....	25
4.4 Three Steps to Complete the Application Process.....	25
4.5 Application Fee Payable by the Candidates of Various Categories:	26
4.6 Method of Fee Payment	26
4.7 Instructions to be followed while Applying	27
CHAPTER-5	28
ADMIT CARD	28

5.1	Admit Card for AIEEA (PG)-2023	28
CHAPTER-6		29
CONDUCT OF THE EXAMINATION		29
6.1	Important Instructions for the Candidates	29
6.2	Prohibited Materials	30
6.3	Unfair Means	31
CHAPTER-7		33
PROCEDURE OF DECLARATION OF RESULT		33
7.1	Display of Question Paper and Provisional Answer key for Challenges.....	33
7.2	NTA process of Error and Scoring related Exception Handling	33
7.3	Percentile score and normalization procedure:.....	33
7.4	Declaration of Result.....	34
7.5	No Re-checking or Re-evaluation.....	34
7.6	Counselling.....	35
CHAPTER-8		36
Miscellaneous Provisions		36
8.1	Common Services Centres/Facilitation Centres.....	36
8.2	Query Redressal System.....	36
8.3	Correspondence with NTA	36
8.4	Weeding Out Rules	37
8.5	Legal Jurisdiction.....	37
ANNEXURE-I.....		38
LIST OF EXAMINATION CITIES FOR ICAR (PG) 2023		38
ANNEXURE-II.....		41
DOMICILE STATE/UTs CODES.....		41
ANNEXURE-III.....		42
Major Subject Groups and Sub-subjects for Admission through AIEEA (PG)-2023		42
ANNEXURE-IV.....		45
Stream in Graduation Degree.....		45
ANNEXURE-V.....		46
List of Graduation College/Faculty Code.....		46
Graduation Duration Code.....		46
ANNEXURE-VI.....		47
Mode of Payment of Fee/ Service Provider and Bank Service Charges		47
ANNEXURE-VII.....		49
Replica of AIEEA (PG)-2023 Application Form.....		49
ANNEXURE-VIII.....		60
Computer Based Test (CBT)		60
ANNEXURE-IX.....		66

National Testing Agency (NTA)	66
Procedure to be adopted for compilation of NTA scores for multi session Papers(Normalization procedure based on PERCENTILE SCORE)	66
ANNEXURE-X.....	69
FORMAT OF THE CERTIFICATE FOR THE CANDIDATES UNDER PERSONS WITH BENCHMARK DISABILITY CATEGORY	69
ANNEXURE-XI.....	70
Certificate regarding physical limitation to write in an examination.....	70
ANNEXURE-XII.....	71
UNIVERSITY FROM WHERE GRADUATED, SUBJECT STREAM, FACULTY AND DURATION	71
Codes for University from Where Graduated	71
ANNEXURE-XIII.....	74
Indicative and Tentative List *of Universities for Admission in Master Degree Programmes in Agriculture and Allied Science Subjects through AIEEA (PG)-2023 along with Contact Details of Registrars	74
ANNEXURE-XIV.....	78
CASTE CERTIFICATE FOR SCHEDULED CASTE/TRIBE CANDIDATE	78
ANNEXURE-XV.....	79
FORM OF CERTIFICATE TO BE PRODUCED BY OTHER BACKWARD CLASSES-NON CREAMY LAYER (OBC-NCL) APPLYING FOR ADMISSION TO CENTRAL EDUCATIONAL INSTITUTIONS (CEIs), UNDER THE GOVERNMENT OF INDIA.....	79
Declaration/undertaking-for OBC candidates only	80
ANNEXURE-XVI.....	81
Income and Asset Certificate to be produced by the Economically Weaker Section.....	81
ANNEXURE-XVII.....	82
SPONSORSHIP CERTIFICATE	82
DECLARATION BY THE EMPLOYER OF THE CANDIDATE (FOR IN-SERVICE CANDIDATES).....	82
ANNEXURE-XVIII.....	83
Employment status of in-service candidates	83
ANNEXURE- XIX.....	84
Letter of Undertaking for Using Own Scribe.....	84
ANNEXURE-XX.....	85
Certificate for person with specified disability covered under the definition of Section 2 (s) of the RPwD Act, 2016 but not covered under the definition of Section 2(r) of the said Act, i.e. persons having less than 40% disability and having difficulty in writing	85
ANNEXURE- XXI.....	86
Letter of Undertaking by the person with specified disability covered under the definition of Section 2 (s) of the RPwD Act, 2016 but not covered under the definition of Section 2(r) of the said Act, i.e. persons having less than 40% disability and having difficulty in writing	86

Abbreviations:

AU	Agricultural Universities
AMU	Aligarh Muslim University
BHU	Banaras Hindu University
CAU	Central Agricultural University
CIFE	Central Institute of Fisheries Education
CU	Central University
DARE	Department of Agricultural Research and Education
Dr. RPCAU	Dr. Rajendra Prasad Central Agricultural University
DU	Deemed University
EWS	Economically Weaker Section
IARI	Indian Agricultural Research Institute
ICAR	Indian Council of Agricultural Research
IVRI	Indian Veterinary Research Institute
JRF	Junior Research Fellowship
NAREES	National Agricultural Research, Education and Extension System
NDRI	National Dairy Research Institute
OGPA	Overall Grade Point Average
PwBD	Persons with Benchmark Disability
RLB CAU	Rani Lakshmi Bai Central Agricultural University
SAU	State Agricultural University
SRF	Senior Research Fellowship

IMPORTANT INFORMATION AND DATES AT A GLANCE
(Please refer to Information Bulletin for details)

1. FEE DETAILS AND IMPORTANT DATES:

Online submission of Application Form	22.05.2023 to 16.06.2023 (upto 05:00 P.M)	
Last date of successful transaction of fee through Credit/Debit Card/Net-Banking/UPI	16.06.2023 (upto 11:50 P.M)	
Fee Payable by candidates	General/Unreserved	1175
	Other Backward Classes (OBC)-(NCL)*/UPS**/ EWS***	1150
	SC/ST/PwBD/Third Gender	600
	Note : - Service charges of the concerned Bank / Payment Gateway Integrator are to be paid by the candidate extra, as applicable.	
Correction in particulars of Application Form on website only (No corrections shall be allowed after 20.06.2023)	18.06.2023 to 20.06.2023	
Downloading of Admit Cards from NTA website	Will be announced later on NTA website	
Date of Examination	Will be announced later on NTA website	
Duration of Examination	120 minutes (2 hours)	
Timing of Examination	As indicated on Admit Card	
Centre, Date and Shift of Examination	As indicated on Admit Card	
Display of Attempted Question Paper and Provisional Answer Keys	Will be announced later on NTA website	
Websites	https://icar.nta.nic.in/ www.nta.ac.in	
Declaration of Result on NTA website	Will be announced later on NTA website	
Schedule for Online Counselling	Will be announced by the ICARon www.icar.org.in, www.icarexam.net after the declaration of result	

*Other Backward Classes-Non Creamy Layer as per the central list of Other Backward Classes available on National Commission for Backward Classes (NCBC), Government of India website www.ncbc.nic.in. Only the candidates falling in this list may mention OBC in the Category Column. State list

OBC candidates who are not in OBC-NCL (Central List) **must not choose OBC(NCL)**.

** Candidates of Remote and Underprivileged States must check their eligibility before applying.

***As per the OM No. 20013/01/2018-BC-II dated January 17, 2019 issued by the Ministry of Social Justice and Empowerment and the OM No. 12-4/2019-U1 dated 17.01.2019 regarding implementation of reservation for Economically Weaker Sections (EWSs) for admission in Central Educational Institutions or as per Govt. of India's latest notification to this effect.

2. Candidates can apply for **AIEEA (PG)-2023“Online”** on the website: <https://icar.nta.nic.in/>
3. **The Application Form other than online mode will not be accepted.**
4. **Only one application is to be submitted by a candidate.**
5. Candidates must follow the instructions strictly as given in the Information Bulletin on NTA website. Candidates not complying with the instructions shall be summarily disqualified.
6. Candidates must ensure that e-mail address and Mobile Number provided in the **Online Application Form are their own** as all information/ communication will be sent by NTA through e- mail on **e-mail address or SMS on given Mobile Number only.**
7. **Instructions for filling Online Application Form:**
 - ❖ Download Information Bulletin and Replica of Application Form. Read these carefully to ensure your eligibility.
 - ❖ **Follow the 3 steps given below to Apply Online:**
 - ❖ **Step-1: Apply for Online Registration using unique Email Id and Mobile No.**
 - ❖ **Step-2: Fill in the Online Application Form and note down the system generated Application No. Upload scanned images of Candidate’s Photograph (file size: 10 kb - 200 kb), Candidate’s Signature (file size: 4 kb – 30 kb) and Thumb impression (file size: 3 kb-30 kb) in JPG format.**
 - ❖ **Step-3: Pay fee using SBI/Canara/HDFC Payment Gateway through Debit Card/Credit Card/Net Banking/UPI and keep proof of fee paid. In case the Confirmation Page is not generated after payment of fee then the transaction is cancelled, and amount will be refunded to the candidate’s account. However, the candidate has to make another transaction, in case the Confirmation Page is not generated.**
 - ❖ All the 3 Steps can be done together or in separate sittings.
8. Candidates are advised to keep visiting the NTA website and check their e-mails/SMS regularly for latest updates.
9. Candidate shall appear at their own cost at the Examination Centre on the date and shift indicated on their Admit Card issued by NTA.
10. Any request to change the Examination Centre, Date, Shift and Subject provided on the Admit Card will not be considered under any circumstances.

Note:

1. The final submission of Online Application Form will remain incomplete if Step 3 is not completed. Such forms will stand rejected and no correspondence on this account will be entertained.
2. No request for refund of fee once remitted by the candidate will be entertained by NTA under any circumstances.
3. The entire application process of **AIEEA (PG)-2023** is online, including uploading of scanned images, Payment of Fees and Printing of Confirmation Page. **Therefore, candidates are not required to send/submit any document(s) including Confirmation Page, Sponsorship Certificate/ Declaration by the Employer of the Candidate (By In-Service Candidate) to NTA/ICAR through Post/ Fax/ E-mail/By Hand.**

Candidates are **NOT** allowed to carry Instrument/ Geometry/ Pencil box, Handbag, Purse, any kind of Paper/ Stationery/Textual material (printed or written material), Eatables and Water (loose or packed), Mobile Phone/ Ear Phone/ Microphone/ Pager, Calculator, DocuPen, Slide Rules, Log Tables, Camera, Tape Recorder, Electronic Watches with facilities of calculator, any metallic item or electronic gadgets/ devices in the Examination Hall/Room.

Diabetic students will be allowed to carry eatables like sugar tablets/fruits (like banana/apple/ orange) and transparent water bottle to the Examination Hall. However, they will not be allowed to carry packed foods like chocolates/candy/sandwich etc.

DISCLAIMER

1. Candidates are advised to read the Information Bulletin carefully and go through the instructions regarding filling of Online Application Form given on AIEEA(PG)-2023 website www.nta.ac.in, <https://icar.nta.nic.in/> before starting online registration.
2. Candidates should ensure that all information entered during the online registration process is correct.
3. Online information provided by candidates like name of candidate, contact/address details, category, PwBD status, educational qualification details, date of birth, etc., during online registration for AIEEA (PG)-2023 will be treated as correct/final and NTA will not entertain, under any circumstances, any request for change in information provided by the candidates.
4. NTA disclaims any liability that may arise to a candidate(s) due to incorrect information provided by the candidate(s) during online registration process.
5. NTA does not edit /modify/alter any information entered by the candidates after completion of application form under any circumstances. Any request for change in information thereafter will not be entertained. Therefore, candidates are advised to exercise utmost caution for filling up correct details in application form.

Usage of Data and Information: NTA can use the data provided by the End User (test taker in this case) for internal purpose(s) including training, research and development, analysis and other permissible purpose(s).

NTA Help desk: 011 – 4075 9000, 011-6922770 / Email ID: icar@nta.ac.in

CHAPTER-1 INTRODUCTION

1.1 About NTA

The Ministry of Education, Government of India (GOI), has established the National Testing Agency (NTA) as an independent autonomous and self-sustained premier testing organization under Society Registration Act, 1860 for conducting efficient, transparent and international standards tests in order to assess the competency of candidates for admissions to premier higher education institutions.

The objectives of NTA, *inter-alia*, include:

- i. To conduct efficient, transparent and international standard tests in order to assess the competency of candidates for admission.
- ii. To undertake research on educational, professional and testing system to identify gaps in the knowledge systems and take steps for bridging them.
- iii. To produce and disseminate information and research on education and professional development standards.

1.2 About ICAR

The ICAR is the Apex Body for coordinating, guiding, and managing research and education in agriculture in the entire country under the aegis of Department of Agricultural Research and Education (DARE), Ministry of Agriculture and Farmers Welfare. Considering the importance of agricultural education, the University Education Commission (1948) chaired by Dr. S. Radhakrishnan recommended the establishment of Rural Universities in the country. As a result, the first State Agricultural University (SAU) was established in 1960 at Pantnagar on the pattern of the Land Grant Colleges of the United States.

The ICAR-AU System of India has 74 Agricultural Universities comprising 63 State Agricultural, Veterinary, Horticultural and Fisheries Universities (SAUs), 4 ICAR-DUs, viz. IARI, IVRI, NDRI and CIFE, 3 Central Agricultural Universities (CAU, Imphal, Dr. RPCAU, Pusa and RLBCAU, Jhansi), 4 Central Universities (CU) having Faculty of Agriculture (BHU, AMU, Viswa Bharati and Nagaland University). The National Agricultural Research, Education and Extension System (NAREES) of India is one of the largest in the world, admitting more than 28000 students at UG level and over 17,500 students at Master's and Doctoral level annually, in different disciplines of Agricultural and Allied Sciences.

The Indian Council of Agricultural Research (ICAR) has entrusted the responsibility of conducting All India Competitive Examinations for admission to Bachelor (UG), Masters (PG) & Doctoral (Ph.D.) Courses in Agricultural Universities (AUs) and award of **scholarships & fellowships**, to the NTA from 2019 onwards.

During 2022-23, against the total 3098 Seats, 2520 candidates were recommended by the ICAR for admission to Master Degree Programmes in 66 accredited AUs under the ICAR- AU system.

1.3 AIEEA (PG)-2023

Students for 30% seats in Master degree programmes in AUs are admitted through AIEEA (PG). All (100%) seats of the four ICAR-DUs namely, Indian Agricultural Research Institute (IARI), Indian Veterinary Research Institute (IVRI), National Dairy Research Institute (NDRI) and Central Institute of Fisheries Education (CIFE) and CAUs, viz. RLBCAU, Jhansi and Dr. RPCAU, Pusa are also filled up through the same examination. Further, not more than 40% candidates from any one state shall be admitted in any agricultural university in a particular subject and category.

ICAR AIEEA (PG)-2023 examination for the academic session 2023-24 will be conducted at 89 cities (**Annexure-I**) all over the country enabling participation of a large number of candidates seeking admission in Master degree programmes in AUs in different disciplines of Agriculture, Horticulture, Forestry, Veterinary, Animal Sciences, Agricultural Engineering, Community Science (erstwhile Home Science), Fisheries, Dairy Science and other allied sciences. For postgraduate studies, ICAR-PG Scholarship shall be awarded to candidates based on merit in this examination as per their overall merit-rank and seat availability in different disciplines. National Talent Scholarship will also be provided to deserving candidates as per revised guidelines.

Candidates declared eligible for registration and choice filling for counselling by ICAR will only be considered for allocation of subject and the Agricultural University. **There is no provision of direct nomination for admission through ICAR in any Master degree programme without qualifying in ICAR AIEEA (PG).**

Filling of ICAR All India Quota (AIQ) seats in PG programmes will be permitted in Agricultural Universities / Institutes under the ICAR-AU system.

NOTE

- Ragging in the Universities, in any form, has been strictly banned and is a criminal offence. Before applying, all the candidates are advised to study in detail the **PGC Regulations on Curbing the Menace of Ragging in Higher Educational Institutions, 2009** (<https://www.PGc.ac.in/oldpdf/ragging/gazzetaPG2010.pdf>).
- Ragging is totally prohibited in the institutions, and anyone found guilty of ragging and/or abetting ragging, whether actively or passively, or being a part of a conspiracy to promote ragging, is liable to be punished in accordance with these Regulations as well as under the provisions of any penal law for the time being in force.
- Every student studying in the institution and his/her parents/guardians shall be required to provide the specific affidavits in accordance with clauses (d), (e) and (g) of Regulation 6.1 of these Regulations at the time of admission or registration, as the case may be, during each academic year.
- The candidates are advised to contact Anti-Ragging Committee/Cell of the admitting institution for further information in this regard. They may visit ICAR's Agricultural Education Portal (<https://education.icar.gov.in/>) to reach the website of the Agricultural University/Institution of their interest for more information.

CHAPTER-2 GENERAL INFORMATION

2.1 Major Subject Groups and Sub-Subjects for Master Degree Programmes

Master Degrees are awarded by Agricultural Universities in 81 Sub-Subjects under 20 Major Subject-Groups (**Annexure-III**). Candidates should select one Major Subject Group for appearing in the Entrance Examination, based on compatibility with their own subject at graduation (UG) level (**Annexure-IV**). The sub-subject choices, with in the Major Subject-Group (in which the candidate qualifies the entrance examination), will be available at the time of online counseling.

2.2 University-Wise and Sub Subject–Wise Number of Seats Available for Admission

The numbers of ICAR seats and ICAR PG Scholarships/NTS (PG) in various Sub-subjects for the Academic Session 2023–24 will be displayed on ICAR website www.icar.org.in/ on available ICAR Counselling Portal at the time of counselling. However, it is for the information of candidates that during year 2022-23, total number of PG seats in different disciplines/subjects in 66 AUs was 3098.

2.3 Schedule of AIEEA (PG)-2023

Schedule for important examination related activities has been given below. However, candidates are requested to keep themselves updated about the schedule through NTA and ICAR websites www.nta.ac.in, <https://icar.nta.nic.in/> and www.icar.org.in.

Schedule of AIEEA (PG)-2023

Online submission of Application Form		22.05.2023 to 16.06.2023 (upto 05:00 P.M)
Last date of successful transaction of fee through Credit/Debit Card/Net-Banking/UPI		16.06.2023 (upto 11:50 P.M)
Fee Payable by candidates	General/Unreserved	1175
	Other Backward Classes (OBC)- (NCL)*/UPS**/ EWS***	1150
	SC/ST/PwBD/Third Gender	600
	Note : - Service charges of the concerned Bank / Payment Gateway Integrator are to be paid by the candidate extra, as applicable.	
Correction in particulars of Application Form on website only (No corrections shall be allowed after 20.06.2023)		18.06.2023- 20.06.2023
Downloading of Admit Cards from NTA website		Will be announced later on NTA website
Date of Examination		Will be announced later on NTA website
Duration of Examination		120 minutes (2 hours)

Timing of Examination	As to be indicated on Admit Card
Centre, Date and Shift of Examination	As to be indicated on Admit Card
Display of Attempted Question Paper and Provisional Answer Keys	Will be announced later on NTA website
Websites	https://icar.nta.nic.in/ www.nta.ac.in
Declaration of Result on NTA website	Will be announced later on NTA website
Schedule for Online Counselling	Will be announced by the ICAR on www.icar.org.in after the declaration of result

Other Backward Classes-Non Creamy Layer as per the central list of Other Backward Classes available on National Commission for Backward Classes (NCBC), Government of India website www.ncbc.nic.in. Only the candidates falling in this list may mention OBC in the Category Column. State list OBC candidates who are not in OBC-NCL (Central List) **must not choose OBC(NCL).*

*** Candidates of Remote and Underprivileged States must check their eligibility before applying.*

****As per the OM No. 20013/01/2018-BC-II dated January 17, 2019 issued by the Ministry of Social Justice and Empowerment and the OM No. 12-4/2019-U1 dated 17.01.2019 regarding implementation of reservation for Economically Weaker Sections (EWSs) for admission in Central Educational Institutions or as per Govt. of India's latest notification to this effect.*

2.4 Scheme of Examination

The test of AIEEA (PG)-2023 has a single paper of 2 hours duration. Details of the test are given below:

Mode of Examination	CBT (Computer Based Test) (Annexure-VIII)
Duration	120 minutes (2 hours)
Number of Questions	120
Type of Questions	Multiple Choice Questions
Scoring	<ul style="list-style-type: none"> • 4 marks for each correct response • -1 mark for each incorrect response (negative scoring) • 0 for non-attempt
Medium of Paper	English only

2.5 Syllabus for the Test

The Question Papers for the test shall be based on the syllabus prescribed by the ICAR, which is available at the website: <https://icar.org.in/content/icar%E2%80%99s-aice-jrfsrf-pgs-2020-examination>.

2.6 Subjects

Candidates must ensure their subject or discipline-specific criteria before selecting subject or discipline for admission as given under Section 3.3.

2.7 Conditions for the award of ICAR-PG Scholarship and National Talent Scholarship (PG) 2023

- ICAR-PG Scholarship will be awarded to meritorious candidates seeking admission in the Agricultural Universities where Master degree programme consists of course and research work. Candidates already pursuing Master degree programme can also apply for fresh admission and compete for ICAR- PG Scholarship provided they have not completed one year of their Master degree programme on the date of examination.
- The ICAR- PG Scholarship would be awarded for two years from the date of registration in the Master degree programme. For graduates with 10+2+3, if admitted in IARI and NDRI and awarded ICAR- PG Scholarship, no fellowship would be payable during the first year of their degree program, i.e. while completing remedial courses in the first year. No extension in ICAR- PG Scholarship duration beyond 2 years will be granted. In case the fellowship allotted to a candidate is vacated for any reason, the same will not be allotted/transferred to any other candidate even if there are candidates next to him/her in the merit in same or other subject group. ICAR- PG Scholarship awardees of last year(s), even if in merit, will not be awarded ICAR-PG Scholarship again; however, admission would be granted to them as per their merit rank.
- Further, if ICAR- PG Scholarship holder seeks fresh admission, entire amount of scholarship received by him/her shall have to be refunded back to the university with Interest. The scholarship will be at the rate of Rs. 12,640/- per month together with a contingent grant of Rs. 6,000/- per year for procurement of essential chemicals, equipment, books and travel connected with the research work. Not more than 50% of the contingent grant will be spent for purchase of books. All purchases are to be made with the approval of the Major Advisor/Chairman of Student Advisory Committee.
- All candidates who have been awarded ICAR-PG Scholarship have to execute a surety Bond of appropriate amount as per University rules and regulations at the time of registration in the University. The AU will ensure that if the candidate leaves before completion of the programme, he /she refunds the scholarship amount drawn by him /her to the Council.
- National Talent Scholarship (NTS) will also be provided to deserving candidates as per revised guidelines, which will be intimated at the time of Counselling.
- The award of PG scholarship and NTS (PG) shall be governed by the rules and regulations issued and as amended by the Council from time to time in this regard. After the admission, under no circumstances, the request for change of subject and the university will be entertained from the candidates/parents.

Note:

- **5% reservation in PG Scholarship for PwBD category will be horizontal across all categories, i.e. such candidates would draw Scholarship from the GEN/SC/ST category to which they belong. If the PG Scholarship is not available in a particular category to which the PwBD candidate belongs then the same would be drawn from General Category, if available.**
- From Academic Session 2017-18, the criteria for PG Scholarship (erstwhile JRF) distribution, based on total number of seats in each subject, has been changed to average number of aspirants actually appeared in the AIEEA (PG) in the preceding three years. The number of PG Scholarships may vary depending on the number of candidates actually appeared for the examination in a particular Major Subject. It will finally be known only at the time of counseling.
- There will be no transfer of ICAR-PG Scholarship even if a candidate awarded PG Scholarship at the time of counseling leaves the degree programme in between for any reason.
- There is no reservation of ICAR- PG Scholarship for candidates of Gen-EWS, OBC (NCL) and UPS category. They would be entitled for ICAR- PG Scholarship.
- ICAR-PG Scholarship & NTS (PG) shall be awarded only after the completion of Online Counseling.

2.8 Reservation Policy

A. SC/ST/OBC-(NCL)/EWS/PwBD in each Category

- (i) There would be reservation of seats as well as ICAR-PG Scholarship to the extent of 15% for Scheduled Caste and 7.5% for Scheduled Tribe candidates in different disciplines. The reservation of seats among SC/ST categories is **interchangeable** i.e., if sufficient number of candidates are not available to fill up the seats as well as PG Scholarship reserved for ST candidates, these can be filled up from among suitable SC candidates and *vice-versa* in a given subject as per merit-rank in examination. The original SC/ST certificate in prescribed form (**Annexure-XIV**) is required to be produced for verification at the time of admission. Depending on merit and choice, they can also take seat from the General/Unreserved Category.
- (ii) Reservation for candidates belonging to Central OBC (NCL) category would be available at BHU, SASARD Nagaland University, CAUs, CIFE, IARI, IVRI and NDRI Universities as per the latest Government of India directives applicable at the time of counseling and Hon'ble SC Judgment dated 18th August, 2011 and communication of seats by these universities at the time of counseling. Candidates claiming admission under this category have to produce a Central OBC (NCL) certificate as per specimen enclosed in **Annexure-XV**.
- (iii) Reservation of seats for EWS shall be in accordance with the Gazette Notification No. DL-(N)/04/0007/2003-19, dated 12 January, 2019, Ministry of Law and Justice (Legislative Department), Govt. of India or any further related Govt. of India directive(s) applicable at the time of counseling. The provision shall be applicable only for admission to Central Educational Institutions and not to SAUs and minority educational institutions, if any, under the ICAR-AU system. The unfilled seats remaining under Gen- EWS category will be de-reserved to Unreserved (UR)/Open category seats. The certificate format for EWS candidates is given at **Annexure – XVI**.

(iv) Five percent (5%) seats are reserved, **horizontally across the categories** in different subjects, for Persons with Benchmark Disability (PwBD) candidates suffering from low vision, hearing impairment, locomotors disability or cerebral palsy with appropriate medical certificate having at least 40% disability and found suitable by the Counseling Committee/University official. The candidate applying for admission under this category should submit a copy of the certificate about being PwBD from a Govt. Hospital/Medical Board at the time of admission in allotted University as per given specimen (**Annexure–XI**). The criteria for assessing the degree of handicap could be variable from one subject to another. The decision of the University allotted will be final in this regard. If seat is not available in a particular Category to which the PwBD candidate belongs, then the same would be drawn from General Category/Unreserved Category depending upon the availability.

B RESERVATION FOR REMOTE AND UNDER PRIVILEGED STATES/UT (UPS)

Two percent (2%) seats under each discipline would be reserved, horizontally, across categories for the candidates of the remote and underprivileged States/UTs namely (i)Andaman & Nicobar Islands, (ii)Arunachal Pradesh,(iii) Dadra and Nagar Haveli, (iv)Daman & Diu, (v)Goa, (vi)Lakshadweep, (vii)Manipur, (viii)Meghalaya, (ix)Mizoram, (x)Nagaland, (xi)Sikkim (xii)Tripura and (xiii) Ladakh; where educational facilities in agriculture and allied science subjects either do not exist or have no SAU(s) and who qualify this examination. **UPS candidates will have to produce domicile certificate issued by the competent authority at the time of admission.** There will not be any State quota within this quota.

Note:

1. Candidates need to refer to ICAR website (www.icar.org.in) for detailed information regarding reservation of seats and/or allocation of scholarship/fellowships for SC/ST/OBC (NCL)/PwD/UPS/EWS in each category at the time of online counseling.
2. The responsibility for verification of the genuineness of SC/ST/OBC (NCL)/PwBD/UPS and EWS certificate will be of the concerned AU & ICAR System where the candidate has been granted admission on the basis of counseling.

2.9 Provision for Persons with Benchmark Disability (PwBD) Candidates

Provisions relating to Persons with Disability (PwD):

As per Section 2(t) of the RPwD Act, “Persons with Disability (PwD)” means a person with long-term physical, mental, intellectual, or sensory impairment which, in interaction with barriers, hinders his full and effective participation in society equally with others.

According to Section 2(r) of the RPwD Act, 2016, “persons with benchmark disabilities” means a person with not less than forty percent (40%) of a specified disability where specified disability has not been defined in measurable terms and includes a person with disability where specified disability has been defined in measurable terms, as certified by the certifying authority.

Notes:

Facilities for PwD candidates to appear in the exam

As per the guidelines issued by the Department of Empowerment of Persons with Disabilities (Divyangjan) under the Ministry of Social Justice and Empowerment issued from time to time on the subject: "Written Examination for Persons with Benchmark Disabilities", A candidate with one of the benchmark disabilities [as defined in Section 2(r) of RPwD Act, 2016], holding a Disability Certificate in the format prescribed in Annexure-X, is entitled to the following facilities:

- a. The facility of Scribe, in case he/she has a physical limitation and a scribe is essential to write the examination on his/her behalf, being so certified in the aforesaid format by a CMO/Civil Surgeon/ Medical Superintendent of a Government Health Care Institution (Annexure-XI).
- b. Compensatory time of not less than 20 minutes per hour of examination. If the examination is of 03 hours duration, the compensatory time shall be 01 hour. In case the duration of the examination is less or more than 03 hours, the compensatory time shall be on pro rata basis. The compensatory time will be given to a candidate with benchmark disabilities, whether such candidate uses the facility of Scribe or not.

Services of a Scribe

As per the office memorandum of the Ministry of Social Justice and Empowerment (Reference: F. No. 34-02/2015-DD-III dated August 29, 2018), the PwD candidates who are visually impaired OR dyslexic (severe) OR have a disability in the upper limbs OR have lost fingers/hands thereby preventing them from properly operating the Computer Based Test platform may avail the services of a scribe (amanuensis).

The scribe will help the Candidate in reading the questions and/or keying in the answers as per the directions of the Candidate.

A scribe will NEITHER explain the questions NOR suggest any solutions.

PwBD candidates who desire to avail the services of a scribe need to opt for this during the online registration.

A copy of the PwBD certificate must be uploaded at the time of online registration. The formats for the PwBD certificate are given in **Annexure-X**.

It is to be noted that the Scribe will be provided by the National Testing Agency. The candidates is also allowed to bring his/her own scribe in given **Annexure-XIX**

If it is found at any stage that a candidate has availed the services of a scribe and/or availed the compensatory time, but does not possess the extent of disability that warrants the use of a scribe and/or grant of compensatory time, the candidate will be excluded from the process of evaluation, ranking, counseling, and admission. In case such a candidate has already been admitted to any Institution, the admission of the candidate will be cancelled.

The NTA does not guarantee any change in the category or sub-category (PwBD status) after the submission of the Online Application Form, and in any case, no change will be entertained by NTA after the declaration of NTA Score for the Exam. Therefore, the candidates are advised to fill in the

category/sub-category column very carefully.

Note:

1. The minimum degree of disability should be 40% (Benchmark Disability) in order to be eligible for availing reservation for persons with specified disability.
2. The extent of “specified disability” in a person shall be assessed in accordance with the “Guidelines for the purpose of assessing the extent of specified disability in a person included under the Rights of Persons with Disabilities Act, 2016 (49 of 2016)” notified in the Gazette of India by the Ministry of Social Justice and Empowerment [Department of Empowerment of Persons with Disabilities (Divyangjan)] on 4 January 2018.
3. No change in the category will be entertained

Candidates must note that the benefit of reservation will be given to them subject to verification of documents. If it is discovered at any stage that a candidate has used a false/fake/incorrect document, or has furnished false, incorrect, or incomplete information, in order to avail the benefit of reservation, then such a candidate shall be excluded from all admission processes. In case such a candidate has already been given admission, the admission shall stand cancelled.

Facilities for PwD candidates who have less than 40% disability and have a limitation in writing and a scribe is essential to write the exam on his/her behalf:

A PwD candidate with less than 40% disability and has a limitation in writing and a scribe is essential to write the exam on his/her behalf, being so certified in the prescribed format (**Annexure-XX**) by a CMO/Civil Surgeon/ Medical Superintendent of a Govt. Health Care Institution will be provided a scribe by NTA. He is required to state his requirements in his application form. He/she is also permitted **to bring his/her own Scribe** along with an undertaking in the format given at **Annexure-XXI**.

The Candidate cannot change the category or sub-category (PwD status) after the submission of the Online Application Form, and in any case, no change will be entertained by NTA after the declaration of NTA scores. Therefore, the candidates are advised to fill the category / sub-category column very carefully.

CHAPTER-3 ELIGIBILITY CRITERIA AND QUALIFICATIONS

3.1 General Eligibility Criteria to appear in AIEEA (PG)-2023

- i. In order to appear in ICAR-AIEEA (PG)-2023, an Indian national candidate must ensure that he/she fulfills the eligibility requirements for the examination as well as admission as detailed in the Information Bulletin. **Applying for AIEEA (PG)-2023, appearing in the examination and qualifying the same does not necessarily mean acceptance of eligibility.** The applicant for a particular Subject must satisfy the eligibility criteria as specified in this Information Bulletin (or its amendments/corrections from time to time).

- No certificates (other than PwBD/Category certificate, as applicable) are required to be uploaded along with the online application at the time of online submission.
- The documents/certificates etc., shall be verified directly at the time of admission in the admitting university. In case the candidate is found not-eligible at any stage, his/her candidature would be summarily rejected and admission will be cancelled.

Filling of ICAR All India Quota (AIQ) seats in PG programmes will be permitted in Agricultural Universities / Institutes under the ICAR-AU system.

- ii. Candidate should note that for admission to Master's degree programmes through entrance examination conducted by NTA, only the candidates having passed graduation with four/six (12+4/10+6 B.Sc. Ag./B.Tech.) / five years (B.V.Sc. & AH) / 5½ years (B.V.Sc. & AH) degree programme will be eligible.
- iii. Equivalence of Degrees will be decided by the admitting university only, as per the UGC Public Notice No.F9-3/2016(CPP-II) dated 19th July, 2016.
- iv. **The candidates having Bachelor's degree with 3 years' duration will not be considered for admission through ICAR AIEEA (PG)-2023 in AUs under ICAR-AU system except in few courses at two ICAR-Deemed to be Universities (DUs), viz. IARI and NDRI for which the eligibility criteria of the concerned ICAR-DU, including admission of graduates having passed with 3 years' degree, would prevail for admission.**
- v. Further, in case any degree from a particular college/university is not considered for admission by an Agricultural University on account of a particular college/university being derecognized by VCI/UGC, or due to any Court directives (present or future), ICAR will not be responsible for admitting students of that college/university in the Universities not willing to admit such candidates.
- vi. The Candidate must have passed Bachelor degree examination securing Overall Grade Point Average (OGPA) of at least 6.60/10.00 in ten-point scale, 5.88/9.00 in nine-point scale, 5.22/8.00 in eight point scale, 4.57/7.00 in seven point scale, 3.92/6.00 in six point- scale, 3.25/5.00 in five-point scale, 2.60/4.00 in four-point scale for General, OBC, UPS and EWS categories whereas for SC/ST/PwBD/Third Gender candidates, the said requirement is an OGPA of at least 5.60/10.00, 4.98/9.00 in nine-point scale, 4.42/8.00 in eight point scale, 3.87/7.00 in seven point scale, 3.32/6.00 in six point- scale, 2.75/5.00, 2.20/4.00,

- respectively. In other cases, where grade points are not awarded and only marks are awarded, the candidate must have secured at least 60% marks for General, OBC, UPS and EWS categories whereas for SC/ST/ Third Gender /PwBD categories the requirement is 50% marks. (Please note that equivalence between OGPA and % marks will not be acceptable). There will be **no rounding-off of the OGPA/percentage of marks** of qualifying examination while deciding the basic eligibility of any candidate for admission e.g. if a candidate obtained 49.99% marks in his/her qualifying examination, then it will not be rounded-off to 50%.
- vii. For admission in M.V.Sc., candidates must have completed B.V.Sc. & A.H. with internship at the time of verification during Counseling in the allotted university.
 - viii. The candidates must complete the graduate degree in all respects and should have all the degree-completion requirements at the time verification during Counseling in the allotted university; failing which they will not be considered for admission and the award of scholarship. **Please note that ICAR/University will NOT be held responsible for denial of admission to non- eligible candidates.**
 - ix. Candidates reporting for the admission in the allotted university must have final year/final semester result in hand clearly indicating final OGPA/CGPA or final percentage of marks where grade points are not awarded. Candidates will be required to produce Provisional Degree certificate (PDC) /Degree certificate of qualifying graduate examination issued by the university for this purpose. The candidates should note that the university may deny admission in case the PDC is not produced at the time of verification during counselling. No correspondence shall be entertained by the Council in this regard.
 - x. Since VCI has already issued instructions to Veterinary colleges to finish the Academic year for B.V.Sc. & A.H candidates during the month of December. Therefore, all the State Veterinary Universities (SVUs) and constituent colleges of veterinary sciences under the State Agricultural Universities (SAUs) have to synchronize the start of their Academic Session accordingly. Since the OGPA of such candidates would be available, and internship grades are reflected as satisfactory/unsatisfactory only, they would be deemed provisionally eligible to appear in the ICAR's AIEEA (PG) examination. However, such candidates will be mandatorily required to produce evidence of completion of graduation degree in all respects including successful completion of Internship training programme at the time of verification during counselling in the allotted university.
 - xi. **The admission of the candidates shall be valid only for the Academic Session (2023-24) in which the examination has been conducted by ICAR.**

3.2 Instructions for in-service candidates

1. The in-service candidates will qualify for admission only if they come in the overall merit list of their concerned Subject and produce the Sponsorship Certificate/Declaration by their employer (**Annexure-XVII**) for verification at the time of counseling.
2. The in-service candidates must be working in ICAR Institutes, ICAR-DUs, SAUs, CAUs, CUs having faculty of agriculture, Central Government/State Government Departments dealing in Agriculture and Allied Sectors and Public Sector Undertakings dealing with Agriculture and Allied Sectors (**Annexure-XVIII**).

3. The in-service candidates qualifying for admission will arrange for study leave/leave of the kind due from their respective organizations themselves and ICAR will not intervene in this regard.
4. In-service candidates must retain the computer generated hard copy of confirmation page of the application along with Sponsorship Certificate, in original, for showing to the university officials in the event of their qualifying the examination and recommendation for admission to the concerned university.
5. ***In no case, the computer generated hard copy of confirmation page of the application and Sponsorship Certificate (Declaration by the employer) should be sent by the candidate either to NTA or ICAR.***
6. The counselling of in-service candidates seeking admission on seats reserved for the purpose at ICAR-DUs (ICAR-IARI, ICAR-IVRI, ICAR-NDRI and ICAR-CIFE) will be done at respective ICAR-DU level only. Such candidates are, therefore, advised to remain in touch with the respective ICAR-DU's website for further details such as no. of seats, eligibility requirements, counselling schedule, etc.

3.3 Eligibility Qualifications for Admission to different Subjects

Candidates must ensure their subject or discipline specific criteria before selecting subject or discipline for admission.

Subject/ Discipline	Eligibility Qualifications for SAUs/CAUs etc. (4/5/6 years Bachelors' degree in)	Alternate Eligibility Qualifications for IARI & NDRI	Applicable at
01-PLANT BIOTECHNOLOGY			
1.1 Bio-Chemistry	B.Sc. Ag./Horti. or B.Sc. (Hons.) Agriculture/ Horticulture.	B.Sc.(10+ 2+3 yrs. system)	IARI
1.2 MolecularBiology and Biotechnology	B.Sc. Ag. / B.Sc. (Hons.) in Agriculture / Horticulture / Forestry / Sericulture / Biotechnology / B. Tech. (Biotechnology).	B.Sc.(10+ 2+3 system)	IARI
1.3 Plant Physiology	B.Sc. Ag./Horti. or B.Sc. (Hons.) Agriculture / Horticulture.	B.Sc.(10+ 2+3system)	IARI
02- PLANT SCIENCES			
2.1 Genetics andPlant Breeding	B.Sc. Ag./Horti./Forestry or B.Sc. (Hons.) Agriculture/ Horticulture/ Forestry/ B. Tech. (Biotechnology).	B.Sc.(10+ 2+3system)	IARI
2.2 Plant Pathology	B.Sc. Ag./Horti./Forestry or B.Sc. (Hons.) Agriculture/ Horticulture/Forestry.	B.Sc.(10+ 2+3system)	IARI
2.3 Microbiology	B.Sc. Ag./Horti. or B.Sc. (Hons.) Agriculture / Horticulture/B. Tech. (Biotechnology).	B.Sc.(10+ 2+3 system)	IARI
2.4 Seed Science & Technology	B.Sc. Ag./Horti./Forestry or B.Sc. (Hons) Agriculture/ Horticulture / Forestry.	B.Sc.(10+ 2+3system)	IARI

2.5 Plant Genetic Resources	B.Sc. Ag./Horti./Forestry or B.Sc. (Hons.) Agriculture/ Horticulture / Forestry / B. Tech.(Biotechnology).	B.Sc.(10+ 2+3system)	IARI
03- PHYSICAL SCIENCE			
3.1 Agricultural Meteorology	B.Sc. Ag./Horti./Forestry or B.Sc. (Hons.) Agriculture/ Horticulture/ Forestry.	-	-
3.2 Soil Science	B.Sc. Ag./Horti. or B.Sc. (Hons.) Agriculture/ Horticulture.	B.Sc.(10+ 2+3system)	IARI
3.3 Agril. Physics	B.Sc. Ag./Horti. or B.Sc. (Hons.) Agriculture / Horticulture.	B.Sc.(10+ 2+3system)	IARI
3.4 Agril. Chemicals	B.Sc. Ag./Horti./Forestry or B.Sc. (Hons.) Agriculture/ Horticulture/ Forestry.	B.Sc.(10+ 2+3system)	IARI
3.5 Organic Farming*	B.Sc. Ag./Horti./Forestry or B.Sc. (Hons.) Agriculture/ Horticulture/ Forestry.	-	-
3.6 Environment Science	B.Sc. Ag./Horti./Forestry or B.Sc. (Hons.) Agriculture/ Horticulture/Forestry.	B.Sc.(10+ 2+3system)	IARI
4– ENTOMOLOGY AND NEMATOLOGY			
4.1 Entomology	B.Sc. (Ag.)/Horti./ Forestry/ Sericulture or B.Sc. (Hons.) Agriculture/ Horti./ Forestry / Sericulture.	B.Sc.(10+ 2+3system)	IARI
4.2 Nematology	B.Sc. (Ag.)/ Horticulture / Forestry or B.Sc. (Hons.) Agriculture/ Horticulture/ Forestry.	B.Sc.(10+ 2+3system)	IARI
4.3 Sericulture	B.Sc. (Ag.)/Horti./ Forestry/ Sericulture or B.Sc. (Hons.) Agriculture/ Horti./Forestry/ Sericulture.	-	-
5-AGRONOMY			
5.1 Agronomy	B.Sc. Ag. or B.Sc. (Hons.) Agriculture.	B.Sc. (Ag.)/ B.Sc. (Ag.) Hons/ B.Sc. (Ag. & AH)	NDRI
06-SOCIAL SCIENCES			
6.1 Agricultural Economics	B.Sc.Ag./ Horticulture / Agril. Marketing and Co-operation / Forestry or B.Sc. (Hons.) Agriculture/Horticulture / Agril. Marketing and Co-operation/ Forestry.	B.Sc. Dairying/ B.Sc.Dairying (DT)/ B. Tech.(DT)/B.V.Sc. & AH/ B.Sc. (Animal Sciences) / B.F.Sc.	IARI
6.2 Agricultural Extension Education	B.Sc. Agriculture / Horticulture / Forestry / Sericulture/ B.Sc. (Hons.) Agriculture/ Horticulture / Forestry / Sericulture/ B.Sc. Agril. Marketing & Co- operation/ B.Sc.(Hons.) Agril. Marketing & Co-operation	B.Sc. Dairying / B.Sc. Dairying (DT)/ B. Tech.(DT)/ B.V.Sc. & AH/ B.Sc. (Animal Sciences) /B.F.Sc./ B.Sc.Agril. Marketing & Co-operation/ B.Sc.(Hons.) Agril. Marketing & Co-operation	IARI

Subject/ Discipline	Eligibility Qualifications for SAUs/CAUs etc. (4/5/6 years Bachelors' degree in)	Alternate Eligibility Qualifications for IARI & NDRI	Applicable at
07- STATISTICAL SCIENCES			
7.1 Agricultural Statistics	B.Sc. Agriculture/ Horti./Forestry/ Sericulture/Agricultural Marketing & Coop./B.F.Sc./Veterinary Sciences / B.Tech. in Agril. Engg. or B.Sc. (Hons.) Agriculture/ Horti./Forestry/ Sericulture / Agricultural Marketing & Coop./ B.F.Sc./ Veterinary Sciences/ B.Tech. in Agril. Engg.	B.Sc.(10+2+3system)	IARI
7.2 Computer Application	B.Sc. Agriculture/ Horti./Forestry/ Sericulture/Agricultural Marketing & Coop./Veterinary Sciences/ B.Tech. in Agril.Engg. or B.Sc. (Hons.) in Agriculture/ Horti./ Forestry/Seri./Agril. Mktg. & Coop./Veterinary Sciences/ B.Tech. in Agril. Engg.	B.Sc.(10+2+3system)	IARI
7.3 Bioinformatics	B.Sc. Agriculture/ Horticulture/ Forestry /B.F.Sc. /B.Sc. (Hons.) Agric./Horticulture/Forestry /B.F.Sc./B.Sc. Agril. Engg / B. Tech. Agril. Engg/B. Tech. (Biotechnology).	B.Sc.(10+2+3system)	IARI

Subject/ Discipline	Eligibility Qualifications for SAUs/CAUs etc. (4/5/6 years Bachelors' degree in)	Alternate Eligibility Qualifications for IARI & NDRI	Applicable at
08- HORTICULTURE			
8.1 Vegetable Science	B.Sc. Agriculture/ Horticulture or B.Sc. (Hons.) Agriculture/ Horticulture.	-	-
8.2 Fruit Science	B.Sc. Agriculture/ Horticulture or B.Sc. (Hons.) Agriculture/ Horticulture.	-	-
8.3 Post-Harvest Management	B.Sc. Agriculture/ Horticulture or B.Sc. (Hons.) Agriculture/ Horticulture.	-	-
8.4 Floriculture and Landscaping	B.Sc. Agriculture/ Horticulture or B.Sc. (Hons.) Agriculture/ Horticulture.	-	-
8.5 Plantation Spices, Medicinal & Aromatic Crops	B.Sc. Agriculture/ Horticulture or B.Sc. (Hons.) Agriculture/ Horticulture.	-	-
09-FORESTRY/ AGROFORESTRY AND SILVICULTURE			
9.1 Forest Products & Utilization	B.Sc. Forestry or B.Sc. (Hons.) Forestry.	-	-
9.2 Silviculture & Agroforestry	B.Sc. Forestry or B.Sc. (Hons.) Forestry.	-	-
9.3 Forest Resource Management	B.Sc. Forestry or B.Sc. (Hons.) Forestry.	-	-
9.4 Forest Biology and Tree Improvement*	B.Sc. Forestry or B.Sc. (Hons.) Forestry.	-	-
10- AGRICULTURAL ENGINEERING & TECHNOLOGY			
10.1 Soil and Water Conservation Engineering	B.Tech. Agril.Engg./ Mechanical/ Civil/ Elect./ Electronics.	-	-
10.2 Irrigation and Drainage Engineering	B.Tech.Agril.Engg./ Mechanical/ Civil/ Elect./ Electronics.	-	-
10.3 Processing & Food Engineering	B.Tech. Agril.Engg./ Agric. & FoodEngg./ Mechanical/ Civil/ Elect./ Electronics/ Food Engg./ Process and Food Engg./ Chemical Engg.	-	-
10.4 Farm Machinery and Power Engineering	B. Tech. Agril.Engg./Mechanical / Civil/ Elect./ Electronics/ Production Engg.	-	-
10.5 Renewable Energy Engineering	B.Tech. Agril.Engg./ Agric.& Food Engg./ Mechanical/ Civil/Elect./ Electronics/Production Engg./ Food Engg./ Process and Food Engg.	-	-
11- COMMUNITY SCIENCE			
11.1 Food & Nutrition	B.Sc. Community Science/Home	-	-

Subject/ Discipline	Eligibility Qualifications for SAUs/CAUs etc. (4/5/6 years Bachelors' degree in)	Alternate Eligibility Qualifications for IARI & NDRI	Applicable at
	Science or B.Sc. (Hons.) Community Science/Home Science.		
11.2 Human Development and Family Studies	B.Sc. Community Science/Home Science or B.Sc. (Hons.) Community Science/Home Science.	-	-
11.3 Resource Management and consumer Science	B.Sc. Community Science/Home Science or B.Sc. (Hons.) Community Science/Home Science.	-	-
11.4 Apparel and Textile Science	B.Sc. Community Science/Home Science or B.Sc. (Hons.) Community Science/Home Science.	-	-
11.5 Extension Education and Communication Management	B.Sc. Community Science/Home Science or B.Sc. (Hons.) Community Science/Home Science.	-	-
12-ANIMAL BIOTECHNOLOGY			
12.1 Veterinary Biotechnology	B.V.Sc.&A.H.	-	-
12.2 Veterinary Biochemistry	B.V.Sc.&A.H.	-	-
13-VETERINARY SCIENCE			
13.1 Veterinary Anatomy	B.V.Sc.&A.H.	-	-
13.2 Animal Reproduction Gynecology and Obstetrics	B.V.Sc.&A.H.	-	-
13.3 Vety. Medicine	B.V.Sc.&A.H.	-	-
13.4 Vety. Parasitology	B.V.Sc.&A.H.	-	-
13.5 Vety. Pharmacology and Toxicology	B.V.Sc.&A.H.	-	-
13.6 Vety. Pathology	B.V.Sc.&A.H.	-	-
13.7 Vety. Microbiology	B.V.Sc.&A.H.	-	-
13.8 Vety. Surgery & Radiology	B.V.Sc.&A.H.	-	-
13.9 Vety. Public Health & Epidemiology	B.V.Sc.&A.H.	-	-

Subject/ Discipline	Eligibility Qualifications for SAUs/CAUs etc. (4/5/6 years Bachelors' degree in)	Alternate Eligibility Qualifications for IARI & NDRI	Applicable at
14-ANIMAL SCIENCES			
14.1 Animal Genetics and Breeding	B.V.Sc.&A.H.	B.V.Sc.&AH/ B.Sc. Dairying/ B.Sc. (Dairying & AH)/ B.Sc. (Anim. Sci.)/ B.Sc. (Ag. & AH)/B.Sc. (Genetics)/B.Sc. (Biotech.) /B.Sc. (10+2+3 system).	NDRI
14.2 Animal Nutrition	B.V.Sc.&A.H.	B.V.Sc. & AH/B.Sc. (Ag. & AH) / B.Sc. (10+2+3 system).	NDRI
14.3 Vety. Physiology	B.V.Sc.&A.H.	-	-
14.4 Livestock Production & Management	B.V.Sc.&A.H.	B.V.Sc. & AH/ B.Sc. Dairying/ B.Sc. (Animal Sciences)/ B.Sc. (Ag. &AH).	NDRI
14.5 Livestock Products Technology	B.V.Sc.&A.H.	-	-
14.6 Poultry Science	B.V.Sc.&A.H.	-	-
14.7 Vety. Extension Education	B.V.Sc.&A.H.	-	-

Subject/ Discipline	Eligibility Qualifications for SAUs/CAUs etc. (4/5/6 years Bachelors' degree in)	Alternate Eligibility Qualifications for IARI, & NDRI	Applicable at
15-FISHERIES SCIENCE			
15.1 Fisheries Resource Mgmt.	B.F.Sc.	-	
15.2 Aquaculture	B.F.Sc.	-	-
15.3 Fish Processing Technology	B.F.Sc.	-	-
15.4 Fish Physiology & Biochemistry	B.F.Sc.	-	-
15.5 Aquatic Animal Health Mgmt.	B.F.Sc.	-	-
15.6 Fisheries Extension	B.F.Sc.	-	-
15.7 Aquatic Environmental Mgmt.	B.F.Sc.	-	-
15.8 Fish Genetics and Breeding	B.F.Sc.	-	-
15.9 Fish Nutrition and Feed Technology	B.F.Sc.	-	-
15.10 Fisheries Economics	B.F.Sc.	-	-
15.11 Fishing Technology and Engineering	B.F.Sc.	-	-
15.12 Fish Biotechnology	B.F.Sc.	-	-
16- DAIRY SCIENCE			
16.1 Dairy Microbiology	B.Sc. Dairying (DT/DH)/B.Sc. (DT)/B.Tech. (DT)	B.Sc. Dairying/ B.Sc. Dairying (Dairy Technol.)/ B. Tech (Dairy Technol. /Biotech.)/ B.V.Sc. & AH/ B.Sc.(Hons) Microbiology/ B.Sc. Food Tech., Food Sci./ Biotechnol./ Food Sci. and Technol./ Industrial Microbiology/ Medical Microbiology/ Microbial & Food Technology/ B.Sc. with Microbiology /Industrial Microbiology. B.Sc.(10+2+3 system).	NDRI
16.2 Dairy Chemistry	B.Sc. Dairying (DT/DH)/B.Sc. (DT)/B.Tech.(DT)	B.Sc. Dairying/B.Sc. Dairying (DT)/B. Tech. (DT)/B. Tech./B.Sc.(Food Technology/ Food Sci./Food Sci. & Technol.)/Food Technol. Mgmt./B.V.Sc. & A.H/ B.Sc. Hons. (Chemistry). B.Sc.(10+2+3 system).	NDRI

Subject/ Discipline	Eligibility Qualifications for SAUs/CAUs etc. (4/5/6 years Bachelors' degree in)	Alternate Eligibility Qualifications for IARI & NDRI	Applicable at
17-DAIRY TECHNOLOGY			
17.1 Dairy Technology	B.Sc. Dairying/B.Tech. Dairy Technology.	B.Sc. Dairying/ B.Sc. Dairying (DT)/ B.Tech. (DT)/B.Sc. Food Tech. / B.Tech. Food Tech. (4 yearsdegree)/B.Sc. (Microbial & Food Tech.) - 4 years degree.	NDRI
17.2 Dairy Engineering	B.E./B.Tech. (Dairy Engineering). B.Tech (DT)	B.Sc. Dairying/ B.Sc. Dairying (DT)/ B.Tech. (DT)/B.Sc. Food Tech. / B.Tech. Food Tech. (4 years degree)/ B.Tech. Agril. Engg./ B.Sc. (Microbial & Food Tech.) - 4 years degree.	NDRI
18- FOOD SCIENCE TECHNOLOGY (M. Sc. Degree will be awarded but M. Tech. Degree at AAU Anand and VNMKV Parbhani)			
18.1 Food Processing Technology	B.Sc. Agric./Horti./ B.Sc. (Hons.) Agriculture/ Horticulture,/ Food Sci. & Technol./ B.E.(Agril.) / B.Tech. (Agril. Engg.)/ B. Tech. (Food Technology), B.Sc. (Hons.)Food Nutrition and Dietetics.	-	-
18.2 Food Process Engineering (M Tech)*	B.Tech./BE (Food Technology), B.Tech. (Dairy Technology), B.Sc. (Food Science/Food Science & Technology), B.Tech. (Food Technology & Management), B.Sc. (Agriculture), B.V.Sc. & AH.	-	-
18.3 Food Safety & Quality	B.Tech./BE (Food Technology), B.Tech. (Dairy Technology), B.Sc. (Food Science/Food Science & Technology), B.Tech. (Food Technology & Management), B.Sc. (Agriculture), B.V.Sc. & AH.	-	-
19- AGRI BUSINESS MANAGEMENT			
19.1. Agri Business Mgmt.	B.Sc. Ag./Horti./Forestry/ Seri./ B.Sc. (Hons.) Agriculture/Horti./ Agril. Marketing,&Co-operation/ Sericulture/CommercialAgriculture Buss.Mgmt./Forestry/ B.Tech.	-	-

Subject/ Discipline	Eligibility Qualifications for SAUs/CAUs etc. (4/5/6 years Bachelors' degree in)	Alternate Eligibility Qualifications for IARI, & NDRI	Applicable at
	Agril. Engg./Vety. Sci./ Dairy Sci./ Fishery Sci./Food Sci. &Technology / B. Tech. Biotechnology.		
20. Water Science & Technology			
20.1 Water Science & Technology	B.Sc. Ag. / B.Sc. (Hons.) in Agriculture / Horticulture / B. Tech. Agril. Engineering.		

* Subject to seats given by AUs.

Note:

1. Candidate must fulfill the eligibility conditions as indicated above. They are generally eligible for pursuing Master Degree in the subject in which they have passed their graduation.
2. For admission in Master degree courses under ICAR-AU system, candidate must have four years Bachelor degree in Agriculture, Horticulture, Forestry, Fisheries Science, Home Science etc., after 10+2 or equivalent or 10+6 examination or 5/5½ years B.V.Sc.&A.H.
3. The candidates having passed Bachelor's degree with 3 years' duration will not be considered for admission through AIEEA (PG)-2023 in ICAR-AU system except in few courses at two ICAR-DUs namely IARI, NDRI, for which the eligibility criteria of the concerned ICAR-DU, including admission of graduates having passed with 3 years' degree, would prevail for admission provided above.
4. Master degree programme for graduates from non-agricultural stream would be of three years duration, the first year of which will be exclusively for remedial courses, introductory agriculture and orientation programmes.
5. Candidates declared eligible for registration and choice filling for counseling/allotment of seat, may seek admission only during the session for which examination has been conducted. They are not entitled to claim for admission in other sessions/subsequent years based on this year's examination.
6. Equivalence of Degrees will be decided by the admitting university only, as per the UGC Public Notice No.F9-3/2016(CPP-II) dated 19th July, 2016.

3.4 Age Limit

Indian Nationals not below 19 years as on 31.08.2023 are eligible to appear in the examination. No relaxation is permissible regarding the minimum age limit.

CHAPTER-4 REGISTRATION AND APPLICATION PROCESS

NTA is the examination conducting body and its scope is limited to conducting the examination and declaration of the Result /Merit List as per the criteria prescribed. Candidates must note that they shall be bound by the conditions as laid down in this Information Bulletin as well as the and the Statutes, Ordinances, Notifications, Rules, Regulations and Guidelines of the admitting University / Deemed University / Institute, issued from time to time. It is the sole responsibility of the candidate to ensure that he/she fulfills the specified eligibility *in toto* before filling up the online application form and appearing in the examination.

4.1 Examination Cities for AIEEA (PG)-2023

The Examination Cities where the AIEEA (PG)-2023 will be conducted are given in **Annexure- I**. While applying, candidates have to select any **four cities** of their choice for AIEEA (PG)-2023. The efforts will be made to allot city of examination to the candidates in order of the choice opted by them in their application form. However, due to administrative reasons, a different city of nearby area may be allotted.

- NTA reserves the right to allot a candidate to a nearby exam city, other than the one opted by him/her, if need be, depending on administrative exigencies.
- NTA reserves the right to cancel/ merge any exam city/centre if need be, depending on administrative exigencies.
- **The Examination City Centre, once opted, shall not be changed.**

The decision of the NTA regarding allotment of Centre, Date and Shift shall be final. No further correspondence or request shall be entertained in such case.

4.2 Applying Online and Submission of Application Form

The online submission of Application Form for AIEEA (PG)-2023, uploading of scanned photograph and signatures may be made at website www.nta.ac.in, <https://icar.nta.nic.in/>. The candidates should complete all the required details while filling up the online form. On submission of details and required fee, a Confirmation Page with Application Number shall be generated. Candidates are required to take print out of Confirmation Page and keep it for reference.

In order to appear in AIEEA (PG)-2023, the candidates are required to apply online as per procedure detailed below. Before filling and submitting the online form, candidates should download the Information Bulletin and Replica of Application Form; and read them carefully. Candidates must follow the instructions strictly as given in the Information Bulletin and on NTA website. Application Forms not complying with the instructions are liable to be rejected.

Candidates must keep following information ready before filling online Application Form:-

- Govt. Identity Details like Aadhaar Number (last 4 digits)/Election Card (EPIC No.) / Passport number / Ration Card Number / Bank Account Number / PAN Number / Other valid Govt. Ids.
- Address for communication, Mobile Number, email id, etc.
- Scanned images of latest Photograph (size of 10 kb to 200 kb) in JPG format only
- Scanned image of Signature (size of 4 kb to 30 kb) in JPG format only
- Scanned image of Thumb impression (Male-Left, Female-Right, size of 3kb to 30 kb) in JPG format only.
- Bank Account details for payment of Fee, for uploading as part of submission of online application.

4.3 Replica of the Application Form

The Replica of the AIEEA (PG)-2023 Application Form is available at **Annexure-VII**.

4.4 Three Steps to Complete the Application Process

Application Form may be submitted in four simple steps:

Step 1	Register for Online form submission using unique e-mail ID and Mobile No.
Step 2	Fill in the Online Application Form and note down the system generated Application No. Upload scanned images of Candidate's Photograph (file size: 10 kb - 200 kb) Candidate's Signature (file size: 4kb – 30kb) and candidate's thumb impression (between 3 kb to 30 kb) in JPG format.
Step 3	Pay fee using SBI/Canara/HDFC Bank Payment Gateway through DebitCard / Credit Card / Net-Banking / UPI (Annexure-VI) and keep proof of fee paid. In case, the Confirmation Page is not generated after payment of fee then the transaction is cancelled, and amount will be refunded to the candidate's account. However, the candidate has to make another transaction, in case the Confirmation Page is not generated.
<p>❖ Download, save and print copies of Confirmation Page after successful remittance of fee and keep copies safely for future reference.</p> <p>❖ All the 3 Steps can be done together or in separate sittings</p>	
<p>Note:</p> <ol style="list-style-type: none"> 1. The final submission of Online Application Form will remain incomplete if Step 3 are not completed. Such forms will stand rejected and no correspondence on this account will be entertained. 2. No request for refund of fee once remitted by the candidate will be entertained by NTA under any circumstances. 3. There is no provision to upload any certificate/marks sheet etc., with the application. 4. The entire application process is online. Therefore, candidates are not required to send/submit any document(s) including Confirmation Page to NTA/ICAR through Post/ Fax/E-mail By Hand. 	

4.5 Application Fee Payable by the Candidates of Various Categories:

General/Unreserved	Rs. 1,175/-
OBC-NCL*/ UPS**/EWS***	Rs. 1,150/-
SC/ ST/ PwBD / Third Gender	Rs.600/-
Applicable Service/Processing charges & GST are to be paid by the candidate.	

* Other Backward Classes-Non Creamy Layer as per the central list of Other Backward Classes available on National Commission for Backward Classes (NCBC), Government of India website www.ncbc.nic.in. Only the candidates falling in this list may mention OBC in the Category Column. State list OBC candidates who are not in OBC-NCL (Central List) **must not** choose OBC(NCL)

** Candidates of Remote and Underprivileged States must check their eligibility.

***As per the OM No. 20013/01/2018-BC-II dated January 17, 2019 issued by the Ministry of Social Justice and Empowerment and the OM No. 12-4/2019-U1 dated 17.01.2019 regarding implementation of reservation for Economically Weaker Sections (EWSs) for admission in Central Educational Institutions or as per Govt. of India's latest notification to this effect.

4.6 Method of Fee Payment

After completing Step 2 of Online Application Form, candidates may remit the examination fee (Step 3) by choosing the following options:

1. through Debit/Credit card – Candidates need to check the validity of the Debit / Credit Card, while logging on to website for submitting Application Form. Candidate should enter the information asked for and make the required payment through Debit / Credit Card.
2. through Net Banking - Check the balance in account and keep all credentials ready while logging on to website for submitting Application Form. Candidate should Login with his/her credentials of net banking and make payment through Net Banking.
3. Through UPI.

Note: In case, the fee payment status is not 'OK' the candidates are advised as following:

1. If the fee is paid through credit/debit card and status is not OK, it means the transaction is cancelled. Therefore, such candidates have to pay the fee once again and ensure the OK fee status. For cancelled transactions, the amount will, automatically, be refunded to concerned credit/debit card within 15 days of last date of submission of Application Form.
2. Generation of Confirmation Page confirms the final submission of Application Form. If Confirmation Page has not been generated, this means that Application Form has not been submitted successfully.
3. The fee difference on account of change of category by the candidate during correction of particulars in online application form shall have to be paid mandatorily by the candidate.

Generation of Confirmation Page confirms the final submission of Application Form. If Confirmation Page has not been generated, this means that Application Form has not been submitted successfully.

NOTE: The fee difference on account of change of category by the candidate during correction of particulars in online application form shall have to be paid mandatorily by the candidate.

4.7 Instructions to be followed while Applying

- Candidates must be careful while entering their e-mail address and phone number in the Application Form, because this email address and phone number may be used by the NTA and ICAR for future communication.
- The candidate is not required to give any option for Agricultural Universities for admission at the time of filling up online application form. The admission/allotment of seat will be made through online counseling on the basis of Sub-subject opted by him/her at the time registration for counseling and depending upon the availability of seat at his/her merit-rank in the opted Major Subject Group and fulfillment of other eligibility requirements.
- The reservation category being claimed by the candidate must be filled in correctly. Selection should be made as under:
 - SC - for Scheduled Caste
 - ST - for Scheduled Tribe
 - PwD - for Persons with Disability
 - UPS - for Under Privileged States
 - EWS - Economically Weaker Section
 - OBC (NCL) - for Other Backward Classes with Central OBC certificate
 - GEN - for General/Unreserved category

In case of leaving the reservation category column blank, the candidate would be considered under General Category.

- Candidates need to select their domicile State code carefully (**Annexure-II**).
- The candidate should refer to the list of Graduation College/Faculty Code and Graduation duration code given at **Annexure-V** at the time of filling application form.
- The candidates are advised to retain:
 - (i) Computer generated Confirmation Page of online application
 - (ii) 3 identical copies of recent passport size colour photographs (with name and date) same as uploaded on the Online Application Form
 - (iii) Copy of proof of payment of application fee
- If a candidate at any stage is found to have furnished wrong information or deliberately suppressed any material information, his/her candidature/admission will be rejected / cancelled as soon as it comes to the notice of either NTA or ICAR or the university concerned.
- For any future correspondence, the candidates must quote their Application number, the name of examination i.e. AIEEA (PG)-2023 examination and Major Subject Group (with code).

NOTE:- In service candidates must retain the computer generated hard copy of confirmation page of the application along with Sponsorship Certificate (**Annexure-XVII**), in original, for showing to the university officials in the event of their qualifying the examination and recommendation for admission to the concerned university. **In no case, the computer generated hard copy of confirmation page and Sponsorship Certificate shall be sent either to NTA or the ICAR.** The in-service candidates, seeking admission to ICAR-DUs, should also see the respective ICAR-DUs website.

CHAPTER-5 ADMIT CARD

5.1 Admit Card for AIEEA (PG)-2023

- The Admit Card is issued provisionally to the candidates, subject to their satisfying the eligibility conditions.
- The candidate has to download the Admit Card from the NTA website as specified in Schedule of AIEEA (PG)-2023 and appear for the Examination at the given Centre strictly as per the Date and Shift (Timing) indicated on the Admit Card.
- No candidate will be allowed to appear at the examination center, on Date and Timings other than that allotted to them in their Admit card.
- **The candidates are advised to read the instructions on the Admit Card carefully and follow them during the conduct of the examination.**
- In case of any discrepancy in the particulars of the candidate or his/her photograph and signatures shown in the Admit Card and Confirmation Page, the candidate may immediately *approach the Help Line between 10:00 am and 5:00 pm. In such cases, candidates would appear in the examination with the already downloaded Admit Card. However, NTA will take necessary action to make correction in the record later.*

The Examination City Centre, once opted, shall not be changed. The admit card will be uploaded on NTA website www.nta.ac.in, <https://icar.nta.nic.in/>. Please check the admit card carefully for your Roll No., Name, Subject, Date of Birth, Gender, Examination Centre Name, City, and Category, etc. In case of any problem related to Admit card, please contact the given helpline numbers between 10:00 am and 5:00 pm.

Note:

- a. Candidate may please note that Admit Cards will not be sent by post.*
- b. In no case, the duplicate Admit Card for AIEEA (PG)-2023 would be issued at the Examination Centres.*
- c. Candidate must not mutilate the Admit Card or change any entry made therein.*
- d. Candidates are advised to preserve their Admit Cards in good condition for future reference and verification during Counseling.*
- e. No Admit Card shall be issued to the candidates whose Applications are found to be incomplete for any reasons (including indistinct/ doubtful photographs/unsigned Applications).*
- f. Issue of Admit Cards, however, shall not necessarily mean acceptance of eligibility which shall be further scrutinized at subsequent stages of admission process.*

CHAPTER-6 CONDUCT OF THE EXAMINATION

6.1 Important Instructions for the Candidates

Candidates MUST bring the following documents on the day of examination at the test centre. Candidates who will not bring these will not be allowed to appear in the examination.

- I. Print copy of Admit Card downloaded from NTA website.
- II. One passport size photograph (same as uploaded on the Online Application Form) for pasting on the specific space in the attendance sheet at the Centre during the Examination.
- III. Any one of the authorized Govt. photo IDs (original, valid and non-expired), viz. PAN card/ Driving License/ Voter ID/ Passport/ Aadhaar Card (With photograph)/ Aadhaar Enrolment No/ Ration Card.
- IV. PwBD certificate issued by the Competent Authority, if claiming the relaxation under PwBD category.

Note: The name on the photo identification must match with the name as shown on the Admit Card.
If the name has been changed due to events such as marriage, candidate must show the relevant document like Marriage Certificate/Divorce/Decree/Legal Name Change Document at the time of examination.

1. The candidates shall report at the Examination Centre **at the time indicated on their respective Admit Cards.**
2. Registration desk will close 30 minutes prior to commencement of the examination. Candidates shall not be permitted to enter the Examination Centre after the gate closing time indicated on the Admit Card.
3. The candidates are advised to read the instructions on the admit card carefully and follow them during the conduct of the examination.
4. A seat indicating Roll No. will be allotted to each candidate. Candidates should take their seat immediately after opening of the examination hall. If the candidates do not report in time due to any reason i.e. traffic jam, train/bus delay etc., they are likely to miss some of the general instructions to be announced in the Examination Rooms/Halls. The NTA shall not be responsible for any delay.
5. The candidate must show, on demand, the Admit Card downloaded/printed from the NTA website for admission in the examination room/hall. The Test Centre Staff on duty is authorized to verify the identity of candidates and may take steps to verify and confirm the identify credentials. Candidates are requested to extend their full cooperation. A candidate who does not possess the valid Admit Card shall not be permitted for the examination under any circumstances by the Centre Superintendent Candidates should find and sit on their allocated seat only. Any candidate found to have changed room/hall or the seat on his/her own other than allotted would be considered as a case of Unfair means and the candidature shall be cancelled and no plea would be accepted.
6. **The candidate should ensure that the question paper available on the computer is as per the Subject opted by him/her in the application form and as indicated on the Admit Card.**

In case, the Subject displayed on the computer is different from the one opted by him/her, the same must be immediately brought to the notice of the Invigilator concerned.

7. Candidates are not allowed to carry any baggage inside the Examination Centre. NTA will not be responsible for any belongings stolen or lost at the premises.
8. Candidate shall appear, at their own cost, at the Centre on Date and shift as indicated in their Admit Card issued by the NTA. Under no circumstances the choice of cities for centre and shift provided in the Admit Card shall be changed.
9. No candidate, without the special permission of the Centre Superintendent or the Invigilator concerned, will leave his/her seat or Examination Room/Hall until the full duration of the paper is over. Candidates must follow the instructions strictly as instructed by the Centre Superintendent/Invigilators. Candidates should not leave the room/hall without handing over their rough sheets to the Invigilator on duty in the Room/Hall.
10. Candidates should not be in possession of any material listed in the list of prohibited material.
11. All calculations/writing work are to be done only in the rough sheet provided at the centre in the examination Room/Hall and on completion of the test candidates must hand over the rough sheets to the Invigilator on duty in the Room/Hall.
12. The candidates must sign and paste the photograph on the Attendance Sheet at the appropriate place.
13. The candidates are governed by all Rules and Regulations of the NTA with regard to their conduct in the Examination Hall. All cases of **unfair means** will be dealt with as per rules.

6.2 Prohibited Materials

Candidates are not allowed to carry any textual material, Calculators, Docu Pen, Slide Rules, Log Tables and Electronic Watches with facilities of calculator, printed or written material, bitsof papers, mobile phone, Blue-tooth devices, pager or any other electronic gadget/ device etc.

- The candidates are prohibited to bring any kind of electronic gadgets/device in the examination room/hall.
- If any candidate is in possession of any of the above item, the same will be seized, his/her candidature treated as unfair means and this will lead to cancellation of his/her current examination besides debarring him/her from appearing in future examination(s).
- Smoking, chewing gutka, spitting etc. in the Examination Room/Hall is strictly prohibited.
- Instrument/Geometry/Pencil box, Handbag, Purse, Any kind of Paper/ Stationery, Eatables/snacks and Tea/coffee/cold drinks/Water (loose or packed), Mobile Phone/ Ear Phone/Microphone/Pager, Calculator, Camera, Tape Recorder, any metallic item or electronic gadgets etc. are NOT allowed in the examination Room/Hall.

Diabetic students will be allowed to carry eatables like sugar tablets/fruits (like banana/ apple/orange) and transparent water bottle to the examination hall. However, they will not be allowed to carry packed foods like chocolate/candy/sandwich etc.

6.3 Unfair Means

Definition:

Unfair Means practice is an activity that allows a candidate to gain an unfair advantage over other candidates.

It includes, but is not limited to:

- a) Being in possession of any item or article which has been prohibited or can be used for unfair practices including any stationery item, communication device, accessories, eatable items, ornaments, or any other material or information relevant or not relevant to the examination in the paper concerned;
- b) Using someone to write examination (impersonation) or preparing material for copying;
- c) Breaching examination rules or any direction issued by NTA in connection with the exam from time to time;
- d) Assisting other candidates to engage in malpractices, giving or receiving assistance of any kind directly or indirectly or attempting to do so;
- e) Contacting or communicating or trying to do so with any person, other than the Examination Staff, during the examination time in the Examination Centre;
- f) Threatening any of the officials connected with the conduct of the examination or threatening any of the candidates;
- g) Using or attempting to use any other undesirable method or means in connection with the examination;
- h) Manipulation and fabrication of online documents viz. Admit Card, Rank Letter, Self Declaration, etc.;
- i) Providing false/fake/incorrect document, or furnishing false, incorrect, or incomplete information, in order to avail the benefit of reservation;
- j) Forceful entry in /exit from Examination Centre/Hall;
- k) Use or attempted use of any electronic device after entering the Examination Centre;
- l) Affixing/uploading of wrong/morphed photographs/signatures on the Application Form/Admit Card/Pro forma;
- m) Creating obstacles in smooth and fair conduct of the examination.
- n) Availing of the services of a scribe and/or compensatory time, without possessing the extent of disability that warrants the use of a scribe and/or grant of compensatory time;
- o) Any other malpractices declared as Unfair Means by the NTA.

Punishment for using Unfair Means practices

During the course of, before, or after the examination if a candidate indulges in any of the above or similar practices, his/her candidature will be cancelled and he/she shall be liable to be debarred from taking examination conducted by NTA either permanently or for a specified period according to the nature of the offence.

CHAPTER-7 PROCEDURE OF DECLARATION OF RESULT

7.1 Display of Question Paper and Provisional Answer key for Challenges

- The NTA will display provisional Answer Keys of the questions along with the question papers attempted by the respective Candidates on the NTA website www.nta.ac.in, <https://icar.nta.nic.in/> to provide an opportunity to the interested candidates to challenge the Answer Key (if any). The Answer Keys are likely to be displayed for two to three days.
- The Candidates will be given an opportunity to make a challenge online against the Answer Key on payment of a non-refundable fee of Rs.200/- per question challenged as processing fees.
- The NTA will also display the recorded responses of all the candidates on the NTA website prior to declaration of result. The recorded responses are likely to be displayed for three days.
- **The NTA's decision on the challenges shall be final and the Result will be declared on the basis of Final Answer Keys as settled by the concerned Subject Experts. No grievance / representation with regard to Answer Key(s) after declaration of result on website will be entertained.**

7.2 NTA process of Error and Scoring related Exception Handling

As per AIEEA-PG specifications, all questions in the test papers are MCQs with only one correct answer. If any anomaly or discrepancy is found during key verification, it shall be addressed in the following manner:

1. If more than one option are found to be correct post challenge or during key verification - Marksto be awarded to only those students who have marked any of the correct option.
2. If all options are found to be correct – Full marks to be awarded to all students.
3. If none of the options is correct/Question is found to be wrong/invalid – Question to be dropped and full marks to be awarded to all students.

7.3 Percentile score and normalization procedure:

If the AIEEA (PG)-2023 is conducted in more than one Session/Shifts, the following procedure will be followed in ensuring equivalency in the difficulty level : -

- (i) Raw marks obtained by the candidates in different shifts/sessions will be converted to NTA Score (percentile).

- (ii) In case a subject test is conducted in multi-shifts, NTA Score will be calculated corresponding to the raw marks obtained by a candidate. The calculated NTA Score for the Raw Marks for all the shifts/sessions will be merged for further processing for deciding the allocation.
- (iii) Candidates scoring above zero marks / percentile would be eligible to register for counseling, as there is no cut off for any of the category.
- (iv) The detailed procedure on NTA Score being adopted is available on **Annexure-IX** under Normalization procedure based on Percentile Score.

7.4 Declaration of Result

- Overall Merit/Rank List will be prepared by ICAR separately for every major Subject. In the event of candidates getting equal marks in the Entrance Examination, relative/*inter se* Merit will be determined in the following order:
 - (i) **the candidate scoring less negative marks will be rated higher in merit.**
 - (ii) **the candidate higher in age would be rated higher in merit.**
 - (iii) **the candidate with higher score in %age/CGPA in Class XII examination would be rated higher in merit.**
- The Result of the AIEEA (PG)-2023 will be displayed to the candidates on NTA website: <https://icar.nta.nic.in/>, www.nta.ac.in.
- The result of the entrance examination would be available in terms of overall merit-rank obtained by the candidate declared eligible for registration and choice filling for counseling in his/her subject.
- No separate intimation about non-selection in **AIEEA (PG)-2023** Examination, nor marks obtained there in, will be sent to the candidate and no correspondence (Letter/Fax/e-mail etc.) in this regard will be entertained.
- ☒ All announcements related to the conduct of entrance examination including, issue of examination notification, Admit card information, examination result, schedule of online counseling, general notices, etc., would be posted and available on the NTA website www.nta.ac.in, <https://icar.nta.nic.in/>. **The candidates are advised to be vigilant about the announcements on the NTA website as the NTA would not be held responsible for non-receipt of any information/ letter by post or otherwise.**

7.5 No Re-checking or Re-evaluation

No representation for re-evaluation/re-checking of answer scripts shall be entertained after the declaration of results, as candidates are given opportunity to evaluate their own recorded responses and to submit challenge to discrepancy (if any), before the finalization of final answer keys and declaration of the result.

7.6 Counselling

Candidates declared eligible for registration and choice filling for online counselling by ICAR will only be considered for allocation of subject and the Agricultural University (**Annexure XIV**). The schedule for online counseling will be notified separately on ICAR website (www.icar.org.in) after declaration of result. The admission and scholarship would be granted only when the candidate seeks admission through counseling conducted by ICAR AIEEA (PG)-2023 shall be awarded only after the completion of Online Counseling.

CHAPTER-8

Miscellaneous Provisions

8.1 Common Services Centres/Facilitation Centres

Candidate(s), who are not well conversant to submit the online application due to various constraints, can use the services of Common Services Centre, Ministry of Electronics and Information Technology, Government of India under the Digital India initiatives of Hon'ble Prime Minister. The Common Services Centre (CSC) scheme is a part of the ambitious national e-Governance Plan (NeGP) of Government of India and is managed at each village panchayat level by a Village level Entrepreneur (VLE).

There is more than 1.5Lakh Common Services Centres (CSC) across the country which will provide the desired support to candidates from urban as well as rural areas in online submission of application form and payment of fee through e-wallet. The list of the Common Services Centres is available on website: www.csc.gov.in.

8.2 Query Redressal System

National Testing Agency (NTA) has established a Query Redressal System (QRS), an online web-enabled system developed by NTA.

- QRS is the platform based on web technology which primarily aims to enable submission of queries/grievances by the Registered Candidate(s) of ICAR 2023 Examination with (24x7) facility for speedy and favourable redressal of the queries/grievances.
- A Unique Registration Number will be generated for tracking the status of the queries/grievances.

The Registered Candidate(s) are advised to use the online facility for speedy and favourable response before mailing their queries on the official email id of ICAR i.e. icar@nta.ac.in

8.3 Correspondence with NTA

All the correspondence should preferably be addressed by e-mail. The email query shall be addressed only if it is not anonymous and contains the name, postal address and contact number of the sender. An email containing vague or general queries and other queries as contained in the Information Bulletin shall not be entertained. Queries shall not be entertained from person claiming to be representatives, associates or officiates of the applicant candidate. The following information shall not be revealed by phone or email:

- a. Internal documentation/status.
- b. Internal decision making process of NTA. Any claim/counter claim thereof.

- c. Dates & venue of internal meetings or name of the staff/officers dealing with it.
- d. Any information which in the opinion of NTA cannot be revealed.

8.4 Weeding Out Rules

The record of AIEEA (PG)-2023 Examination at NTA would be available up to 90 days from the Date of declaration of Result of the Examination. The same would be weeded out thereafter.

8.5 Legal Jurisdiction

All disputes pertaining to the conduct of AIEEA (PG)-2023 Examination including Results shall fall within the jurisdiction of Delhi only. Further, any legal question arising out of the Examinations shall be entertained only when raised within 30 days from the declaration of result.

The Director (Administration) of the NTA shall be the official by whose designation the NTA may sue or be sued.

ANNEXURE-I**LIST OF EXAMINATION CITIES FOR ICAR (PG) 2023**

Sr.No	STATE	CITY	CITY CODE
1	ANDAMAN AND NICOBAR	PORT BLAIR	AN01
2	ANDHRA PRADESH	TIRUPATHI	AP16
3		VIJAYAWADA	AP17
4		VISAKHAPATNAM	AP18
5	ARUNACHAL PRADESH	ITANAGAR/	AL01
6	ASSAM	GUWAHATI	AM02
7		JORHAT	AM03
8		SILCHAR (ASSAM)	AM04
9	BIHAR	ARRAH	BR09
10		BHAGALPUR	BR02
11		MUZAFFARPUR	BR06
12		PATNA	BR07
13	CHANDIGARH	CHANDIGARH/ MOHALI	CH01
14	CHHATTISGARH	BILASPUR(CHHATTISGARH)	CG02
15		RAIPUR	CG03
16	DELHI	DELHI/NEW DELHI	DL01
17	GOA	PANAJI/MADGAON	GO01
18	GUJARAT	ANAND	GJ02
19		MEHSANA	GJ08
20		RAJKOT	GJ10
21		SURAT	GJ11
22	HARYANA	HISSAR	HR05
23		KARNAL	HR06
24	HIMACHALPRADESH	KANGRA/PALAMPUR	HP04
25		SOLAN	HP07
26	JAMMU AND KASHMIR	JAMMU	JK02
27		SRINAGAR (J & K)	JK04
28	JHARKHAND	JAMSHEDPUR	JH03
29		RANCHI	JH04
30	KARNATAKA	BENGALURU	KK04
31		DHARWAD/HUBBAL LI(HUBLI)	KK10
32		GULBARGA	KK08
33		SHIVAMOGA(SHIMOGA)	KK15
34	KERALA	ALAPPUZHA/CHENGANNUR	KL01
35		IDUKKI	KL05
36		KANNUR	KL07
37		KOZHIKODE	KL12
38		PALAKKAD	KL15
39		THIRUVANANTHAPURAM	KL17
40		THRISSUR	KL18
41	LADAKH	LEH	LL01
42	MADHYA PRADESH	BHOPAL	MP03
43		GWALIOR	MP06
44		INDORE	MP07

Sr.No	STATE	CITY	CITY CODE
45		JABALPUR	MP08
46		SAGAR	MP12
47		SATNA	MP13
48	MAHARASHTRA	JALGAON	MR13
49		KOLHAPUR	MR14
50		MUMBAI/ NAVI MUMBAI	MR16
51		NAGPUR	MR17
52		NANDED	MR18
53		PUNE	MR22
54		MANIPUR	IMPHAL
55	MEGHALAYA	SHILLONG	MG01
56	MIZORAM	AIZAWL	MZ01
57	NAGALAND	KOHIMA	NL02
58	ODISHA	BERHAMPUR-GANJAM	OR03
59		BHUBANESWAR	OR04
60		SAMBALPUR	OR09
61	PUNJAB	BHATINDA	PB02
62		LUDHIANA	PB05
63	RAJASTHAN	AJMER	RJ01
64		BIKANER	RJ05
65		JAIPUR	RJ06
66		JODHPUR	RJ07
67		KOTA	RJ08
68		SIKAR	RJ09
69		UDAIPUR	RJ11
70	SIKKIM	GANGTOK	SM01
71	TAMIL NADU	CHENNAI	TN01
72		COIMBATORE	TN02
73		MADURAI	TN08
74		SALEM	TN11
75	TELANGANA	HYDERABAD/SECUNDERABAD/ RANGA REDDY	TL01
76		KARIMNAGAR	TL02
77		WARANGAL	TL07
78	TRIPURA	AGARTALA	TA01
79	UTTAR PRADESH	AGRA	UP01
80		ALLAHABAD	UP03
81		BAREILLY	UP04
82		KANPUR	UP11
83		LUCKNOW	UP12
84		VARANASI	UP18
85	UTTARAKHAND	DEHRADUN	UK01
86		HALDWANI	UK02
87	WEST BENGAL	ASANSOL	WB01
88		KOLKATA	WB10
89		SILIGURI	WB11

Note:

1. The exact name/location of Examination venue in the Examination city centre will be notified later along with the Roll Number in accordance with the Application Number and Date of Birth and shall be available on NTA website www.nta.ac.in, <https://icar.nta.nic.in/>.
2. NTA reserves the right to allot a candidate to near by exam city, other than the one opted by him/her, if need be, depending on administrative exigencies.
3. NTA reserves the right to cancel/ merge any exam city/centre if need be, depending on administrative exigencies.
4. The Examination City Centre, once opted, shall not be changed.

ANNEXURE-II**DOMICILE STATE/UTs CODES**

Sl. No.	Name of the State/UT	Code Number	Sl. No.	Name of the State/UT	Code Number
1.	Andaman & Nicobar Islands (U.T.)	01	19.	Madhya Pradesh	20
2.	Andhra Pradesh	02	20.	Maharashtra	21
3.	Arunachal Pradesh	03	21.	Manipur	22
4.	Assam	04	22.	Meghalaya	23
5.	Bihar	05	23.	Mizoram	24
6.	Chandigarh (U.T.)	06	24.	Nagaland	25
7.	Chhattisgarh	07	25.	Odisha	26
8.	Dadra & Nagar Haveli & Daman & Diu (U.T.)	08	26.	Puducherry (U.T.)	27
9.	Delhi (U.T.)	10	27.	Punjab	28
10.	Goa	11	28.	Rajasthan	29
11.	Gujarat	12	29.	Sikkim	30
12.	Haryana	13	30.	Tamil Nadu	31
13.	Himachal Pradesh	14	31.	Tripura	32
14.	Jammu & Kashmir	15	32.	Uttarakhand	33
15.	Jharkhand	16	33.	Uttar Pradesh	34
16.	Karnataka	17	34.	West Bengal	35
17.	Kerala	18	35.	Telangana	36
18.	Lakshadweep (U.T.)	19	36.	Ladakh (U.T)	37

ANNEXURE-III**Major Subject Groups and Sub-subjects for Admission through AIEEA (PG)-2023**

Major Subject Code No.	Major Subject- Group	Sub- Subject Code	Sub-Subject
01	PLANT BIOTECHNOLOGY	1.1	Bio-Chemistry
		1.2	MolecularBiology and Biotechnology
		1.3	Plant Physiology
02	PLANT SCIENCES	2.1	Genetics andPlant Breeding
		2.2	Plant Pathology
		2.3	Microbiology
		2.4	Seed Science and Technology
		2.5	Plant Genetic Resources
03	PHYSICAL SCIENCE	3.1	Agricultural Meteorology
		3.2	Soil Science
		3.3	Agricultural Physics
		3.4	Agricultural Chemicals
		3.5	Organic Farming*
		3.6	Environmental Science
04	ENTOMOLOGY AND NEMATOLOGY	4.1	Entomology
		4.2	Nematology
		4.3	Sericulture
05	AGRONOMY	5.1	Agronomy
06	SOCIAL SCIENCES	6.1	Agricultural Economics
		6.2	Agricultural Extension Education
07	STATISTICAL SCIENCES	7.1	Agricultural Statistics
		7.2	Computer Application
		7.3	Bioinformatics
08	HORTICULTURE	8.1	Vegetable Science
		8.2	Fruit Science
		8.3	Post- Harvest Management
		8.4	Floriculture and Landscaping
		8.5	Plantation Spices, Medicinal and Aromatic Crops

Major Subject Code No.	Major Subject- Group	Sub- Subject Code	Sub-Subject
09	FORESTRY/AGROFORESTRY AND SILVICULTURE	9.1	Forest Products & Utilization
		9.2	Silviculture & Agroforestry
		9.3	Forest Resource Management
		9.4	Forest Biology and Tree Improvement*
10	AGRICULTURAL ENGINEERING AND TECHNOLOGY	10.1	Soil and Water Conservation Engineering
		10.2	Irrigation and Drainage Engineering
		10.3	Processing & Food Engineering
		10.4	Farm Machinery and Power Engineering
		10.5	Renewable Energy Engineering
11	COMMUNITY SCIENCE	11.1	Food and Nutrition
		11.2	Human Development and Family Studies
		11.3	Resource Management and consumer Science
		11.4	Apparel and Textile Science
		11.5	Extension Education and Communication Management
12	ANIMAL BIOTECHNOLOGY	12.1	Veterinary Biotechnology
		12.2	Veterinary Biochemistry
13	VETERINARY SCIENCE	13.1	Veterinary Anatomy
		13.2	Animal Reproduction Gynecology and Obstetrics
		13.3	Vety. Medicine
		13.4	Vety. Parasitology
		13.5	Vety. Pharmacology and Toxicology
		13.6	Vety. Pathology
		13.7	Vety. Microbiology
		13.8	Vety. Surgery & Radiology
		13.9	Vety. Public Health & Epidemiology
14	ANIMAL SCIENCES	14.1	Animal Genetics and Breeding
		14.2	Animal Nutrition
		14.3	Vety. Physiology
		14.4	Livestock Production and Management

Major Subject Code No.	Major Subject- Group	Sub- Subject Code	Sub-Subject
		14.5	Livestock Products Technology
		14.6	Poultry Science
		14.7	Vety. Extension Education
15	FISHERIES SCIENCE	15.1	Fisheries Resource Mgmt.
		15.2	Aquaculture
		15.3	Fish Processing Technology
		15.4	Fish Physiology & Biochemistry
		15.5	Aquatic Animal Health Mgmt.
		15.6	Fisheries Extension
		15.7	Aquatic Environmental Mgmt.
		15.8	Fish Genetics and Breeding
		15.9	Fish Nutrition and Feed Technology
		15.10	Fisheries Economics
		15.11	Fishing Technology and Engineering
		15.12	Fish Biotechnology*
16	DAIRY SCIENCE	16.1	Dairy Microbiology
		16.2	Dairy Chemistry
17	DAIRY TECHNOLOGY	17.1	Dairy Technology
		17.2	Dairy Engineering
18	FOOD SCIENCE TECHNOLOGY	18.1	Food Processing Technology
		18.2	Food Process Engineering
		18.3	Food Safety and Quality
19	AGRI BUSINESS MANAGEMENT	19.1	Agri Business Management
20	WATER SCIENCE & TECHNOLOGY	20.1	Water Science & Technology

*Subject to seats given by AUs.

NOTE:

1. The exact title/nomenclature of the degree programme might vary from one university to another. Candidates are advised to enquire the nomenclature of degree programme/degree to be awarded (M.Sc./M.Tech./M.V.Sc./MBA) from the Registrar of university concerned (for contact details, please refer **Annexure-XIII**) at the time of counseling/while seeking admission.

ANNEXURE-IV

Stream in Graduation Degree

Stream	Code
Agriculture	01
Agricultural Coop. & Marketing	02
Basic Sciences	03
Dairy Science/Dairy Technology	04
Engineering/Technology	05
Fisheries	06
Forestry	07
Community Science (Formerly Home Science)	08
Horticulture	09
Veterinary Science	10
Sericulture	11
Computer Science	12
Biotechnology	13
Food Science	14
Other subject streams	15

ANNEXURE-V

List of Graduation College/Faculty Code

Name of College/Faculty	Code
Agriculture	01
Horticulture	02
Community Science (Formerly Home Science)	03
Basic Sciences	04
Forestry/Agro Forestry	05
Dairy Science/Dairy Technology	06
Engineering/Agri. Engineering	07
Fisheries Science	08
Veterinary	09
Any other	10

Graduation Duration Code

Pattern	Code
10+2+3 Years (<i>Eligible for admission at IARI and NDRI only</i>)	3
10+2+4 Years	4
10+2+5 Years or 10+2+5½ Years (B. V. Sc. & A.H.)	5
10+6 Years	6

NOTE:

1. For admission in Master degree courses under ICAR-AU system, candidate must have four years Bachelor degree in Agriculture, Horticulture, Forestry, Fisheries Science, Home Science, etc., after 10+2 or equivalent or 10+6 examination or five/ 5½ years B.V.Sc.&A.H.
2. Further, in case any degree from a particular college/university is not considered for admission by an Agricultural University or any particular college/university on account of de-recognition by VCI/UGC or due to any Court directives (present or future), ICAR will not be responsible for admitting students of that college/university in the Universities not willing to admit such candidates.

ANNEXURE-VI

Mode of Payment of Fee/ Service Provider and Bank Service Charges

After completing Step-2 of Online Application Form, candidates may remit the examination fee (Step -3) by choosing the following options:

Online Mode i.e. Debit/ Credit Card, Net Banking and Unified Payment Interface (UPI) in HDFC Bank or Canara Bank or SBI:

- Check the validity of the Debit/ Credit Card and keep it ready with you while logging on to website for submitting application form. Candidate should enter the information asked for and make payment through Debit/ Credit Card.
- through Net Banking, check the balance in your account and keep all credentials ready with you while logging on to website for submitting application form. Candidate should Login with his/her credentials of net banking and make payment through Net Banking.

Please select any Mode of Payment/Service Provider (Service/Processing charges per transaction & GST (applicable @ 18 %) to be paid by the candidate):

S. No	Mode of Payment	HDFC BANK		CANARA BANK		STATE BANK OF INDIA		
		1	Net Banking	HDFC	NIL Charge	Canara Bank	NIL Charge	SBI
Other Banks	4.00 + GST			Other Banks	5.00 +GST	Other Banks		
2	All Debit Card	HDFC or Other Banks	Transaction upto Rs 2000/-	0 %	Canara Bank or Other Banks	Only Rupay Card, No charge	Only Rupay Card, No charge	
			Transaction above Rs 2000/-	0 %				
3	Credit Card	Domestic	0.40% of Fee +GST		Domestic	0.80% of Fee + GST	Domestic	0.80% of Fee+ GST (Minimum Rs 11/-)
		International	Nil Charge		International	2.35% of Fee+GST	International	3.50% of Fee+ GST (Minimum Rs 11/-)
4	Unified Payment Interface (UPI)	Nil Charge		Nil Charge		Nil Charge		

Note: In case, the fee payment status is not 'OK' the candidates are advised as following:-

- (i) If the fee is paid through credit/debit card and status is not OK, it means the transaction is cancelled. Therefore, such candidates have to pay the fee once again and ensure the OK fee status.
- (ii) For cancelled transactions, the amount will, automatically, be refunded by the concerned Bank to concerned credit/debit card within **15 days of last date of submission of Application Form.**

2. Help lines:

(a) If Paying through State Bank of India (SBI):

Sl.	Name	Email ID	Contact Number
1	Helpdesk	dgmcs.cc@sbi.co.in	18004253800
2	Helpdesk3	sbi.05222@sbi.co.in	08026599990
3	Customer Care	agmcustomer.lhodel@sbi.co.in	1800112211
4	Through SMS	Unhappy (add text)	8008202020

(b) If Paying through Canara Bank:

Sl.	Name	Email ID
1	HelpDesk	pgsupport@billdesk.com ; dssrosdel@canarabank.com ; tmcode1@canarabank.com ; cb0268@canarabank.com ;
2	Complaint Management Services	pgsupport@billdesk.com dssrosdel@canarabank.com ; tmcode1@canarabank.com ; cb0268@canarabank.com
3	Customer Care	pgsupport@billdesk.com dssrosdel@canarabank.com ; tmcode1@canarabank.com ; cb0268@canarabank.com
4	ThroughSMS	---

(c) If Paying through HDFC Bank:

Sl.	Name	Email ID	Contact Number
1	Shri Vikram Singh	vikram.singh4@hdfcbank.com	9799810080
2.	Amit Singh	amit.singh26@hdfcbank.com	7428869770
3	Shri Ripon Bhattacharjee	ripon.bhattacharjee@hdfcbank.com	9625031697

(d) NTA Helpdesk Contact details (incase the payment related issues are not resolved through the abovementioned Helplines of the concerned Bank/Payment Gateway Integrator):

Email: icar@nta.ac.in

Phone No.: 011-40759000, 011-69227700

ANNEXURE-VII

Replica of AIEEA (PG)-2023 Application Form



Ministry of Education
Government of India

ICAR AIEEA (PG) - 2023
ICAR'S All India Entrance Examination for Admission



राष्ट्रीय परीक्षा एजेंसी
National Testing Agency
Excellence in Assessment

Home

Steps to apply online

- ✓ Apply for Online Registration
- ✓ Fill Online Application Form
- ✓ Pay Examination Fee

Application Form

ICAR AIEEA (PG) - 2023

New Registration

Only Registered Candidates Sign In

Application Form

ICAR AIEEA (PG) - 2023

Application No

Password

Security Pin as shown below

(Case Sensitive)

Security Pin

601F87



Sign In

Forgot Password ?

Forgot Application No ?

Disclaimer:

This site is designed, developed and hosted by CNR Division, NIC and the contents are provided by NTA. For any further information, please contact NTA. (Ver 1.0.136.2.0)

NIC एन आई सी
National
Informatics
Centre

Registration

Application Form

Fee Payment

Instructions and Procedure for online submission of Application Form

[Download Information Bulletin.](#)

1. Please read the instructions, procedure and Information Bulletin carefully before you start filling the Application Form.
2. Candidate can apply for AIEEA (PG)-2023 'ON-LINE' only through official website.
3. Please ensure your eligibility as per the criteria laid down for AIEEA (PG)-2023 .
4. **Examination Fees**

The fee (in Indian Rupees) for AIEEA (PG)-2023 is as follows:

EXAMINATION FEE DETAIL			
Apply For	General / Unreserved	Other Backward Classes (OBC)-(NCL) / UPS / EWS	SC / ST / PwD / Third Gender
Fee payable for AIEEA (PG)-2023	Rs. 1175/-	Rs. 1150/-	Rs. 600/-
Service Charges & Service Taxes (as applicable) will be charged extra by the Bank			

5. The fee is to be submitted through Net Banking/Debit/Credit Card.

6. Application Procedure: Steps to be followed to apply online

Step 1: Registration for Online Application Form and note down system generated **Application Number**. The candidate should supply all the details while filling the Online Application Form and is also required to create PASSWORD and choose Security Question and enter his/her Answer. After successful submission of the personal details, Application number will be generated and it will be used to complete the remaining Steps of the Application Form and will also be required for all future correspondence. For subsequent logins, candidate will be able to login directly with the respective system generated **Application Number** and created **Password**.

Step 2: Complete the Application Form Candidate can login with the system generated Application Number and created Password for completing the Application Form.

Upload Scanned Images of Candidate Photograph, Signature, Thumb Impression (Males - Left, Females - Right), Category Certificate (wherever applicable) and PwD Certificate (wherever applicable) :

1. Scanned photograph and signature should be in JPG format.
2. Size of scanned photograph should be between 10 kb to 200 kb.
3. Size of scanned signature should be between 4 kb to 30 kb.
4. Size of scanned thumb should be between 3 kb to 30 kb.
5. Size of the scanned copy of the certificates should be between 50 kb to 300 kb.
6. **Color photograph with white background.**
7. **Signature in blue/black ink on white paper.**

Note : Upload the correct Photograph, Signature, Thumb Impression and certificate(s) as the facility for correction will not be given.

Step 3: Pay Examination Fee using Net Banking/Debit/Credit Card) :

Payment by Debit/Credit Card/Net Banking: The candidate has to select Debit/Credit Card/Net Banking option to pay the application fee and follow the online instruction to complete the payment of fee. After successful payment, candidate will be able to print the Confirmation Page. In case the Confirmation Page is not generated after payment of fee then the transaction is cancelled and amount will be refunded to the candidate's account. However the candidate has to make another transaction, in case the Confirmation Page is not generated.

7. Important Instructions about PASSWORD

- During registration, candidate will be required to choose PASSWORD and Security Question and its Answer. Candidate is advised to remember his/her password for all future logins.
- The Password must be as per the following Password policy.
 1. Password must be 8 to 13 character long.
 2. Password must have at least one Upper case alphabet.
 3. Password must have at least one Lower case alphabet.
 4. Password must have at least one numeric value.
 5. Password must have at least one special characters eg. !@#%&^*~
- For subsequent logins, candidate will be able to login directly with his/her respective system generated Application Number and the chosen Password.
- Candidate is advised not to disclose or share his/her password with anybody. Neither NTA nor NIC will be responsible for violation or misuse of the password of a candidate.
- Candidate can change his/her passwords after login, if desired.
- Candidate should remember to log out at the end of his/her session so that the particulars of the candidate cannot be tampered or modified by unauthorized persons.

8. How to reset your Password : The following options are available to reset Password

1. Using Security Question & its Answer you chosen during Form filling .
2. Using a verification code sent via text message (SMS) to your Registered Mobile No.
3. Using a reset link sent via Email to your Registered Email address.

9. The Application Number printed on the computer generated Confirmation Page must be mentioned in all such correspondences. It is therefore essential to note down the application number printed on the Confirmation Page.

NOTE. Please fill the Application Form carefully as the facility for Correction will not be given.

- I have downloaded the Information Bulletin of ICAR AIEEA (PG) - 2023, read and understood all the instructions therein as well as those mentioned above, and will fill up the online Application Form for the ICAR AIEEA (PG) - 2023 accordingly.

[Click here to Proceed](#)

Home

Personal Details

Candidate's Name	Test		
Father's Name	Test A		
Mother's Name	Test B		
Candidate's Date of Birth	01	January (01)	2004
Gender	Male		
Type of Identification	Any Other Valid Govt Identity with photograph		
Enter Valid Govt Identity Number	1236547895		

Present Address

Premises No/Name	101		
Sub-Locality(Optional)	101		
Locality	OKHLA		
Country	India		
State	DELHI		
District	NEW DELHI		
Pin Code	110020		
Email Address	XXX@nta.ac.in		
Confirm Email Address	XXX@nta.ac.in		
Mobile Number	91	7894563214	
Confirm Mobile Number	91	7894563214	
STD code with Telephone No (Optional)			

Permanent Address

Same As Present Address

Premises No/Name	102		
Sub-Locality(Optional):			
Locality	OKHLA		
Country	India		
State	DELHI		
District	NEW DELHI		
Pin Code	110020		

Choose Password

Password
Confirm Password
Security Question	What is the registration number of your first veh
Security Answer	...

Security Pin

Enter security pin (case sensitive)	
Security Pin	618P77
	Submit

Review Page - Online Registration Form

Review the following particulars carefully. If you would like to change any particulars entered, you may do so by pressing '**EDIT REGISTRATION FORM**' button or press '**Submit and Send OTP**' button.

Personal Details

Candidate's Name:	TEST	Father's Name:	TEST A
Mother's Name:	TEST B	Candidate's Date of Birth:	01-01-2004
Gender :	Male	Type of Identification:	Any Other Valid Govt Identity with photograph
Any Other Valid Govt Identity with photograph:	1236547895		

Present Address

Premises No/Name:	101	Sub-Locality(Optional):	101
Locality:	OKHLA	Country:	India
State:	DELHI	District:	NEW DELHI
Pin Code:			
Mobile Number :			

Permanent Address

Premises No/Name:			
Locality:	OKHLA	Country:	India
State:	DELHI	District:	NEW DELHI
Pin Code:	110020		

Review Page !!

Close X

Please review the following informations carefully.
If you would like to change any information entered, you may do so by pressing '**EDIT REGISTRATION FORM**' button or press '**Submit and Send OTP**' button.

Account Details

Security Question:	What is the registration number of your first vehicle ?	Security Answer:	(Not shown due to security reasons)	Password:	(Not shown due to security reasons)
--------------------	---	------------------	-------------------------------------	-----------	-------------------------------------


Particulars checklist to be verified

Kindly verify all the particulars listed below carefully and ensure you have filled correct information. No Change will be permitted once Registration Form is Submitted or at any later stage of the examination.

- My Name Father Name Mother Name Date of Birth
 Gender Address Mobile Number Email ID

Declaration

I hereby declare that I have filled up this online application after carefully reading the Information Bulletin and fully understanding the provisions/ procedures mentioned therein. I further declare that all the particulars given by me in this application are true to the best of my knowledge and belief. I agree that my Result may be withheld/ not declared/ my candidature may automatically stand cancelled, In case it is found at any point of time in future that false information has been furnished in this application. I shall abide by these terms and conditions as well as those laid down in the Information Bulletin, Public Notices and Advisories issued by NTA regarding this exam from time to time.

I Agree 

EDIT Registration Form

Submit and Send OTP

Review Page - Online Registration Form

press 'Submit-Registration Form' button for final submission.

Personal Details

Candidate's Name:	TEST	Father's Name:	TEST A
Mother's Name:	TEST B	Candidate's Date of Birth:	01-01-2004
Gender :	Male	Type of Identification:	Any Other Valid Govt Identity with photograph
Any Other Valid Govt Identity with photograph:	1236547895		

Present Address

Premises No/Name:	101	Sub-Locality(Optional):	101
Locality:	OKHLA	Country:	India
State:	DELHI	District:	NEW DELHI
Pin Code:	110020	Email Address:	
Mobile Number :	91	STD code with Telephone No(Optional):	--

Permanent Address

Premises No/Name:	102	Sub-Locality(Optional):	
Locality:	OKHLA	Country:	India
State:	DELHI	District:	NEW DELHI
Pin Code:	110020		

Account Details

Security Question:	What is the registration number of your first vehicle ?	Security Answer:	(Not shown due to security reasons)	Password:	(Not shown due to security reasons)
--------------------	---	------------------	-------------------------------------	-----------	-------------------------------------

System just sent an OTP via text message (SMS) to Given Mobile No.

Enter One Time Password(OTP) (Sent on Given Mobile No.)

826511

Note: Didn't get the OTP on Mobile ? Sometimes it can take few minutes. If You haven't received OTP, Click **Resend OTP** to resend One Time Password (OTP) to your given Mobile No.

Submit-Registration Form

Activities

- Registration Form
- Application Form
- Fee Payment

Verify Mobile No. & Email Id

- Mobile No.- Verified
- Verify Email Id

Current Status

Registration Form	Completed
Application Form	Incomplete
Fee Payment	Incomplete

Your registration for ICAR AIEEA (PG) - 2023 ICAR'S All India Entrance Examination for Admission is complete. Your application form will remain incomplete till you fill all the fields of application form and pay the fee. Please note down the Application No. for future references.

Application Number : 231110000024

Kindly fill application form by clicking on the button below.

[Complete Application Form](#)

Application Form Steps

- Contact Details
- Personal Detail
- Aadhaar Details
- Apply For & Exam Center Details
- Qualification Details
- Employment Details
- Document Upload
- Final Submit

Application Status

Contact Details	Completed
Personal Detail	Incomplete
Aadhaar Details	Incomplete
Apply For & Exam Center Details	Incomplete
Qualification Details	Incomplete
Employment Details	Incomplete
Document Upload	Incomplete
Final Submit	Incomplete

Application Number : 231110000024

Click on button below to proceed further and complete your application form.

[Personal Detail](#)

Application Form Steps

- Contact Details
- Personal Detail
- Aadhaar Details
- Apply For & Exam Center Details
- Qualification Details
- Employment Details
- Document Upload
- Final Submit

Personal Details

Candidate's Name: TEST

Candidate's Date of Birth: 01 Jan 2004

Gender: Male

Father's Name: TEST A

Mother's Name: TEST B

Nationality: Indian

Domicile: DELHI (NCT)

Category: General

Do you belong to Under Privileged States/UT (UPS): No

If you are a PwD Candidate, do you have benchmark disability (40% or more / "Severe" where percentage is not defined)? Yes - 40% or more (benchmark disability)

Type of Disability: Locomotor disability as specified in the Schedule of RPwD Act, 2016

Do you need scribe (as the criteria given in the Information Bulletin)? Yes - I request NTA to provide a scribe

Percentage of Disability: 50

Are You Diabetic? Yes

Place of Residence: Village

Annual Family Income: UPTO 100000

Visible Marks on body: Cut mark on forehead

Security Pin

Enter security pin (case sensitive):

Security Pin: E0174C

[Save & Next](#)

Application Form Steps

- Contact Details
- Personal Detail
- Aadhaar Details
- Apply For & Exam Center Details
- Qualification Details
- Employment Details
- Document Upload
- Final Submit

आधार विवरण (Aadhaar Details)

Do you have Aadhaar Number?
क्या आपके पास आधार नंबर है?

--Select--

Submit

Application Form Steps

- Contact Details
- Personal Detail
- Aadhaar Details
- Apply For & Exam Center Details
- Qualification Details
- Employment Details
- Document Upload
- Final Submit

Apply For

Apply For	AIEEA (PG)	
Major Subject Group Name	WATER SCIENCE AND TECHNOLOGY (20)	
1st Choice for Exam City	DELHI (NCT)	DELHI/NEW DELHI
2nd Choice for Exam City	ANDHRA PRADESH	VIJAYAWADA
3rd Choice for Exam City	ASSAM	SILCHAR (ASSAM)
4th Choice for Exam City	CHANDIGARH	CHANDIGARH/MOHALI
Name of College/Faculty	Agriculture (01)	
Father/Guardian Occupation	AGRICULTURE	
Father/Guardian Qualification	ILLITERATE	
Mother/Guardian Occupation	ENGINEERING	
Mother/Guardian Qualification	ILLITERATE	

Security Pin

Enter security pin (case sensitive)

Security Pin

EW6760

Save & Next

- Application Form Steps
- Contact Details
 - Personal Detail
 - Aadhaar Details
 - Apply For & Exam Center Details
 - Qualification Details**
 - Employment Details
 - Document Upload
 - Final Submit

Details of Academic Qualification

10th or equivalent Qualification Details

Pass Status Select	Year of Passing/appearing Select
Name of Examination Select	Duration Select
Place of Schooling Select	Name of the University/Board Select
Result Mode Select	
RollNo <input type="text"/>	Institute Name & Address <input type="text"/>

12th or equivalent Qualification Details

Pass Status Select	Year of Passing/appearing Select
Name of Examination Select	Duration Select
Place of Schooling Select	Name of the University/Board Select
Result Mode Select	
RollNo <input type="text"/>	Institute Name & Address <input type="text"/>

Graduate Qualification Details

Pass Status Select	Year of Passing/appearing Select
Name of Examination Select	Duration Select
Place of Schooling Select	Name of the University/Board Select
Result Mode Select	
RollNo <input type="text"/>	Institute Name & Address <input type="text"/>

Security Pin

Enter security pin (case sensitive)

Security Pin

0QG626



Save & Next

Application Form Steps

- Contact Details
- Personal Detail
- Aadhaar Details
- Apply For & Exam Center Details
- Qualification Details
- Employment Details
- Document Upload
- Final Submit

Employment Details

Are you presently Employed?

Security Pin

Enter security pin (case sensitive)

Security Pin **48406X**

Save and Next

Application Form Steps

- Contact Details
- Personal Detail
- Aadhaar Details
- Apply For & Exam Center Details
- Qualification Details
- Employment Details
- Document Upload**
- Final Submit

Document Upload

S.No.	Required Document	Document Specifications	Upload	Action	View
1	Photograph	Document Format: JPG Min Size (KB): 10 Max Size (KB): 200	<input type="button" value="Choose File"/> No file chosen		
2	Thumb	Document Format: JPG Min Size (KB): 3 Max Size (KB): 30	<input type="button" value="Choose File"/> No file chosen		
3	Signature	Document Format: JPG Min Size (KB): 4 Max Size (KB): 30	<input type="button" value="Choose File"/> No file chosen		
4	PwD Certificate	Document Format: PDF Min Size (KB): 50 Max Size (KB): 300	<input type="button" value="Choose File"/> No file chosen		

Application Form Steps

- Contact Details
- Personal Detail
- Aadhaar Details
- Apply For & Exam Center Details
- Qualification Details
- Employment Details
- Document Upload**
- Final Submit

Document Upload

S.No.	Required Document	Document Specifications	Upload	Action	View
1	Photograph	Document Format: JPG Min Size (KB): 10 Max Size (KB): 200	<input type="button" value="Choose File"/> No file chosen		Click here to view uploaded document
2	Thumb	Document Format: JPG Min Size (KB): 3 Max Size (KB): 30	<input type="button" value="Choose File"/> No file chosen		Click here to view uploaded document
3	Signature	Document Format: JPG Min Size (KB): 4 Max Size (KB): 30	<input type="button" value="Choose File"/> No file chosen		Click here to view uploaded document
4	PwD Certificate	Document Format: PDF Min Size (KB): 50 Max Size (KB): 300	<input type="button" value="Choose File"/> No file chosen		Click here to view uploaded document

Security Pin

Enter Security Pin (case sensitive)

Security Pin **567PG9**

Save & Next

10th or equivalent Qualification Details

Pass Status : Passed
Duration : Not Applicable
Place of Schooling : Rural
Result Mode : Percentage
Total Marks : 500
RollNo : 8056665994

Year of Passing/appearing : 2018
Name of Examination : 10th
Name of the University/Board : CENTRAL BOARD OF SECONDARY EDUCATION
Obtained Marks : 498
Marks/No : 99.6
Institute Name & Address : SCS

12th or equivalent Qualification Details

Pass Status : Passed
Duration : Not Applicable
Place of Schooling : Rural
Result Mode : Percentage
Total Marks : 600
RollNo : 709948626553

Year of Passing/appearing : 2019
Name of Examination : Class 12th
Name of the University/Board : CENTRAL BOARD OF SECONDARY EDUCATION
Obtained Marks : 588
Marks/No : 98
Institute Name & Address : SCS

Review Page !!

Please review the following information before FINAL SUBMIT!
If you would like to change any information, please use the links provided on the 'left menu bar'

Graduate Qualification Details

Pass Status : Appearing
Duration : 10+2+5 Years or 10+2+3 Years (B. V. Sc. & A.H.)
Place of Schooling : Rural
Result Mode :
Institute Name & Address : SPS

Year of Passing/appearing : 2023
Name of Examination : Agricultural Coop. & Marketing (2)
Name of the University/Board : Indira Gandhi Krishi Vishwavidyalaya Raipur-492012
RollNo : 483989161

Review Page !!

Please review the following information before FINAL SUBMIT!
If you would like to change any information, please use the links provided on the 'left menu bar'

Employment Details

Are you presently Employed? Unemployed

Present Address

Premises No/Name : 101
Sub-Locality : 101
Locality : DKHLA
Country : India
State : DELHI
District : NEW DELHI
Pin Code : 110033
Email Address :
Mobile Number :
STD code with Telephone No (Optional) : NA

Ministry of Education
Government of India

ICAR AIEEA (PGI) - 2023
ICAR's All India Entrance Examination for Admission

एनटीए नेशनल इन्स्टीट्यूट ऑफ टेस्टिंग एजेंसी
National Testing Agency

Home | Campaign | Logout

Review Page - Online Application Form

Review the following particulars carefully. If you would like to change any particulars entered, you may do so by using 'Left Menu' section or press 'FINAL SUBMISSION OF APPLICATION' section for final submission.

Name: 1011 Application No: 0111000011

Application Form Steps

- Current Exam
- Previous Exam
- Institute Details
- Apply For & Exam Center Details
- Qualification Details
- Employment Details
- Document Upload
- Final Details

Personal Details

Candidate Name : 1011
Candidate Date of Birth : 21-01-2004
Gender : Male
Father Name : 1011 A
Mother's Name : 1011 B
State : DELHI (NCT)
Category : General
Are you belong to Under Prodigent Talent? No
If you are a PwD Candidate, do you have benchmark disability 40% or more / "Severe" where percentage is not defined? Yes / 20% or more benchmark disability
Type of Disability (candidate's disability as specified in the Schedule of PwD Act, 2016) :
Please review the following information before FINAL SUBMIT!
If you would like to change any information, please use the links provided on the 'left menu bar'

Nationality : India
Viable Mobile No. (for call or WhatsApp) :
Aadhaar : 1011111111
Aadhaar Number : --

Apply For

Apply For : 0023-PGI
Major Subject Group Name : 0023-PGI-0023-0023-0023-0023
1st Choice for Exam City : DELHI FOR DELHI (NCT)
2nd Choice for Exam City : GUWAHATI (ASSAM) (INDIA)
3rd Choice for Exam City : BANGALORE (KARNATAKA)
4th Choice for Exam City : CHANDIGARH (CHANDIGARH)
Name of College/Institute : Agriculture (2)
Father/Institution Occupation : HUSBANDRY
Father/Institution Qualification : LLB/LLM
Mother/Institution Occupation : BSC/BA/PHD
Mother/Institution Qualification : LLB/LLM

Permanent Address

Premises No/Name : 102
Sub-Locality :
Locality : DKHLA
Country : India
State : DELHI
District : NEW DELHI
Pin Code : 110033

Upload Scanned Files

Sr.No	Document	Display
1	Photograph	
2	Thumb	
3	Signature	
4	PwD Certificate	

Particulars checklist to be verified


Kindly verify all the particulars listed below carefully. Once submitted Application Form finally, changes can not be made.

My Name Father Name Mother Name
 Date of Birth Gender Category
 Person with Disability (PwD) Examination Cities Educational Details
 Major Subject Group Name

I hereby declare that I have filled up this online application after carefully reading the Information Bulletin and fully understanding the provisions/ procedures mentioned therein. I further declare that all the particulars given by me in this application are true to the best of my knowledge and belief. I agree that my Result may be withheld/ not declared/ my candidature may automatically stand cancelled. In case it is found at any point of time in future that false information has been furnished in this application, I shall abide by those terms and conditions as well as those laid down in the Information Bulletin, Public Notices and Advisories issued by NTA regarding this exam from time to time.

I Agree

[Final Submission of Application](#)

Application No.	231110000024		-
DO NOT SEND THIS PAGE TO NATIONAL TESTING AGENCY (NTA).			
CANDIDATE IS REQUESTED TO RETAIN THE PRINTOUT OF CONFIRMATION PAGE FOR FUTURE REFERENCE.			

Personal Details

Aadhaar	Not Available	Aadhaar Number	--
Candidate's Name	TEST	Candidate's Date of Birth	01-01-2004
Mother's Name	TEST B	Gender	Male
Father's Name	TEST A	Nationality	Indian
Category	General		
Do you belong to Under Privileged States/UT (UPS)	No		
If you are a PwD Candidate, do you have benchmark disability (40% or more / "Severe" where percentage is not defined) ?	Yes - 40% or more (benchmark disability)		
Type of Disability	Locomotor disability as specified in the Schedule of RPwD Act, 2016		
Do you need scribe (as the criteria given in the Information Bulletin) ?	Yes - I request NTA to provide a scribe		
Percentage of Disability	50		
Domicile	DELHI (NCT)		
Place of Residence	Village		
Annual Family Income	UPTO 100000		
Are You Diabetic?	Yes		
Visible Marks on body:	Cut mark on forehead		

Apply For

Apply For	<input checked="" type="checkbox"/> AIEEA (PG)
Major Subject Group Name	WATER SCIENCE AND TECHNOLOGY (20)
Father/Guardian Occupation	AGRICULTURE
Father/Guardian Qualification	ILLITERATE
Mother/Guardian Occupation	ENGINEERING
Mother/Guardian Qualification	ILLITERATE
1st Choice for Exam City	DELHI (NCT) - DELHI/NEW DELHI
2nd Choice for Exam City	ANDHRA PRADESH - VIJAYAWADA
3rd Choice for Exam City	ASSAM - SILCHAR (ASSAM)
4th Choice for Exam City	CHANDIGARH - CHANDIGARH/MOHALI
Name of College/Faculty	Agriculture (01)




Employment Details

Are you presently Employed?	Unemployed
-----------------------------	------------

Present Address

Premises No/Name, Sub-Locality, Locality	101, 101, OKHLA
District, State, Country, Pin Code	NEW DELHI, DELHI, India, 110020
Email Address	
Mobile Number	
STD code with Telephone No (Optional)	NA

Images Uploaded by Candidate

Photo	Left Hand Thumb Impression	Signature
		

Fee Payment Details

Activity	Application No	Reference No	Transaction Date	Amount	Customer ID	Payment Mode
Application fee	231110000024	CPACTKMYL8	19/05/2023 18:02:03	11	23111000002401904	EPG

ANNEXURE-VIII

Computer Based Test (CBT)

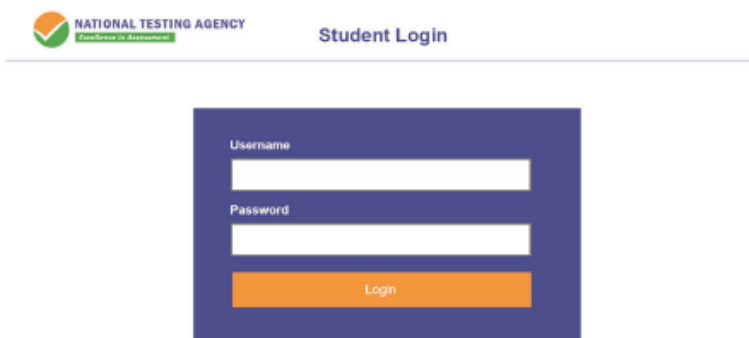
A CBT requires candidate to sit in front of a computer terminal (node) allocated to him/her by the Exam Centre against his/her Roll number and Admit card. After logging the candidate will get detailed instructions for the examination. At the designated time of start of examination, the candidate will be able to proceed and see the questions on the computer screen using the computer mouse. Candidate will have the option to change / modify/ edit / answers already entered any time during the examination.

Procedure for appearing in Computer Based Test (CBT):

(Sample/mock test will be available on NTA website: www.nta.ac.in for hands on practice)


- (a) A computer terminal (node) indicating roll number will be allocated to each candidate. The Candidate has to sit before his /her allocated computer only. Any candidate found to have changed room/hall or the computer on their own other than the one allotted would lead to cancellation of candidature and no plea in this regard would be entertained.
- (b) For login, the candidate will have to enter **login-ID and password**. The computer terminal allotted to the candidate will display WELCOME login screen, Candidate's photograph and subject opted by the candidate.

Candidate Login Page



The screenshot shows the 'Student Login' page of the National Testing Agency. At the top left is the NTA logo with the text 'NATIONAL TESTING AGENCY' and 'एन.टी.ए. (एन.टी.ए.ए.)'. To the right of the logo is the text 'Student Login'. Below this is a blue-bordered login form with two input fields: 'Username' and 'Password'. Below the password field is an orange 'Login' button.

Candidate Welcome Screen



The screenshot shows the 'Candidate Welcome Screen' of the National Testing Agency. At the top left is the NTA logo with the text 'NATIONAL TESTING AGENCY' and 'एन.टी.ए. (एन.टी.ए.ए.)'. Below the logo is a placeholder for a candidate's photograph, represented by a grey silhouette. Below the photograph is the text 'Welcome, Atul Singh'. At the bottom of the screen is a blue 'Proceed' button.

- (c) After login, the candidate shall be able to see the detailed instructions for the examination. Candidate is advised to go through the instructions carefully regarding the type of questions and marking scheme. At the designated time of start of the examination, the candidate will be able to proceed and see the questions on the computer screen.

General Instruction Page

Please read the Instructions carefully

General Instructions:

1. Total duration of Examination is 60 minutes.
2. The clock will be set at the server. The countdown timer in the top right corner of screen will display the remaining time available for you to complete the examination. When the timer reaches zero, the Examination will end by itself. You will not be required to end or submit your examination.
3. The Questions Palette displayed on the right side of screen will show the status of each question using one of the following symbols:



You have not visited the question yet.



You have not answered the question.





You have answered the question.



You have NOT answered the question but have marked the question for review.



The question(s) "Answered and Marked for Review" will be considered for evaluation.

4. You can click on the ">" arrow which appears to the left of question palette to collapse the question palette thereby maximizing the question window. To view the question palette again, you can click on "<" which appears on the right side of question window.
5. You can click on your "Profile" image on top right corner of your screen to change the language during the exam for entire question paper. On clicking of Profile image you will get a drop-down to change the question content to the desired language.
6. You can click on  to navigate to the bottom and  to navigate to top of the question are, without scrolling.

Navigating a Question:

7. To answer a question, do the following:
 - a. Click on the question number in the Question Palette at the right of your screen to go to that numbered question directly. Note that using this option does NOT save your answer to the current question.
 - b. Click on **Save & Next** to save your answer for the current question and then go to the next question.
 - c. Click on **Mark for Review & Next** to save your answer for the current question, mark it for review, and then go to the next question.

Answering a Question:

8. Procedure for answering a multiple-choice type question:
 - a. To select you answer, click on the button of one of the options.
 - b. To deselect your chosen answer, click on the button of the chosen option again or click on the **Clear Response** button
 - c. To change your chosen answer, click on the button of another option
 - d. To save your answer, you MUST click on the Save & Next button.
 - e. To mark the question for review, click on the Mark for Review & Next button.
9. To change your answer to a question that has already been answered, first select that question for answering and then follow the procedure for answering that type of question.

Navigating through Sections:

10. Sections in this question paper are displayed on the top bar of the screen. Questions in a section can be viewed by click on the section name. The section you are currently viewing is highlighted.
11. After click the Save & Next button on the last question for a section, you will automatically be taken to the first question of the next section.
12. You can shuffle between sections and questions anything during the Examination as per your convenience only during the time stipulated.
13. Candidate can view the corresponding section summery as part of the legend that appears in every section above the question palette.

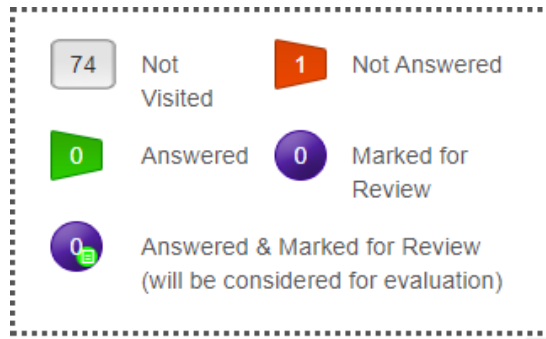
The keyboard attached to the computer, if any, will be disabled during the entire duration of the examination. Depending on the type of question, the answers to questions can either be entered by clicking on the virtual on-screen keyboard (numeric or otherwise) using the computer mouse or by clicking the chosen option(s) using the computer mouse. Candidates will have the option to change/modify answers already entered anytime during the entire duration of the examination.

In case the computer/mouse allotted to any candidate malfunctions anytime during the test, he/she will be immediately allotted another computer system and the time lost due to this will be adjusted in the server so as to give the candidate the full allotted time.

The on-screen computer clock counter of every candidate will be set at the server. The countdown timer in the top right side of computer screen will display the time remaining (in minutes) available for the candidate to complete the examination. When the timer reaches zero, the Examination will end by itself. Candidate will not be required to end or submit the examination.

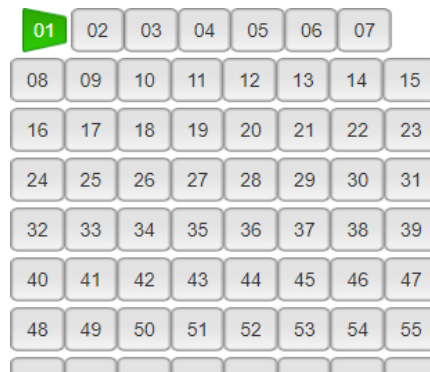
The screenshot displays the examination interface. At the top, a header bar shows candidate information: Candidate Name: [Your Name], Exam Name: UGC-NET, Subject Name: English-Paper 2-Dec-2019, and Remaining Time: 01:59:39. A language dropdown menu is set to 'English'. Below the header, 'Question 1:' is displayed. The question text is: 'Which of the following combinations best describes the typical methodology of literary research?'. Four options are listed: (1) Direct, empirical and quantitative; (2) Phenomenological, speculative and abstract; (3) Textual, critical and historical; (4) Synoptic, conceptual and speculative. Below the options are four radio buttons labeled '1)', '2)', '3)', and '4)'. At the bottom of the question area are buttons: 'SAVE & NEXT', 'CLEAR', 'SAVE & MARK FOR REVIEW', and 'MARK FOR REVIEW & NEXT'. Below these are navigation buttons: '<< BACK', 'NEXT >>', and 'SUBMIT'. On the right side, a 'Question Palette' shows a grid of question numbers (01 to 99) with status indicators: 'Not Visited' (grey), 'Not Answered' (orange), 'Answered' (green), 'Marked for Review' (purple), and 'Answered & Marked for Review (will be considered for evaluation)' (purple with a green checkmark). Below the palette is a virtual numeric keypad with numbers 01 to 55.

- (d) The Question Palette displayed on the right side of screen will show the status of each question using one of the following symbols:



The question(s) “Answered and Marked for Review” status for a question indicates that candidate would like to have a relook at that question again. A candidate has the option of answering a question and simultaneously “Marked for Review”, these answers will be considered for evaluation. However, if a candidate has simply put “Marked for Review” for a question without answering it, the corresponding question marked for review without an answer will not be considered for evaluation. It may be noted that a candidate can return to any “Marked for Review” question any time during the Examination by clicking on the corresponding question number icon displayed on the Question Palette of the corresponding section.

- (e) Candidate can click on the “>” arrow which appears to the left of question palette to collapse the question palette thereby maximizing the question viewing window. To view the question palette again, candidate can click on “<” which appears on the right side of question window.
- (f) Candidate can click on to navigate to the bottom and to navigate to the top of the question area, without scrolling. Using the computer mouse the candidate can scroll up and down the question viewing area for viewing the entire question.
- (g) The full paper can be viewed by clicking the “Question Paper” icon on the top right corner of the screen.
- (h) Blank Sheets for doing rough work/calculations shall be provided to the candidates. The Blanks Sheets would have a Header page for the candidates to write down his/her Name and Roll Number. All calculations/writing work are to be done only in the Blank Sheets provided at the centre in the Examination Room/Hall and on completion of the test candidates must hand over the rough sheets to the invigilator on duty in the Room/Hall.
- (i) Navigating a Question To navigate between questions within a Paper, candidate needs to do the following:**
 - (a) Click on the question number in the Question Palette at the right of the screen to go to that numbered question directly. Note that using this option does NOT save the answer to the currently displayed question.
 - (b) Click on “Save & Next” to save the answer of any question. Clicking on “Save & Next” will save the answer for the current question and the next question will be displayed on the candidate’s computer screen.
 - (c) Click on “Mark for Review & Next” to mark a question for review (without answering it) and proceed to the next question.



(j) Answering a Question

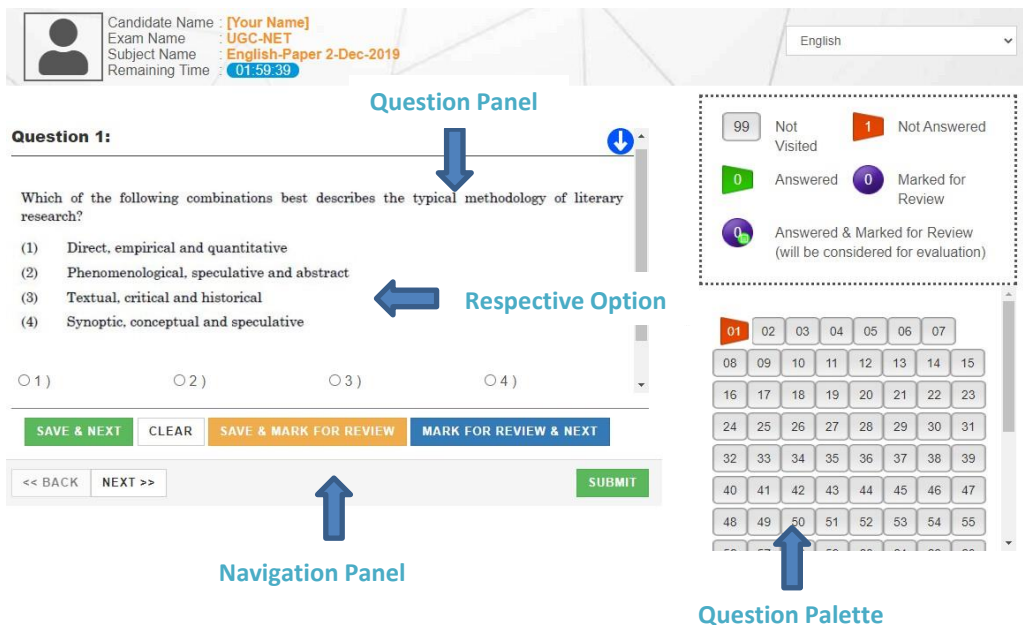
To navigate between questions within a Paper, candidate needs to do the following:

(i) Procedure for answering a multiple-choice type question:

- (a) To select the option(s), click on the corresponding button(s) of the option(s).
- (b) To deselect the chosen answer, click on the button of the chosen option again or click on the “Clear Response” button.
- (c) To save the answer, the candidate **MUST** click on the “Save & Next” button.
- (d) To mark the question for review (without answering it), click on the “Mark for Review & Next” button.

(k) Navigating through sections:

- (i) Sections in the question paper are displayed on the top bar of the screen. Questions in a section can be viewed by clicking on the section name. The section in which candidate is currently viewing will be highlighted.
- (ii) After clicking the “Save & Next” button on the last question for a section, candidate will automatically be taken to the first question of the next section.
- (iii) Candidate can shuffle between sections and questions within sections anytime during the Examination as per the convenience only during the time stipulated.
- (iv) Candidate can view the corresponding section summary as part of the legend that appears in every section above the question palette.



(l) Procedure for answering questions that require inputs from on-screen virtual key board (numeric or otherwise):

- (a) Candidate will have to use the on-screen virtual keyboard (that would be displayed just below the question statement of these types of questions) and the attached computer mouse to enter his/her answer in the space provided for answer.

On Screen Virtual Keyboard

Candidate Name : [Your Name]
 Exam Name : UGC-NET
 Subject Name : English-Paper 2-Dec-2019
 Remaining Time : 01:59:39

English

Question 1:

Which of the following combinations best describes the typical methodology of literary research?

(1) Direct, empirical and quantitative
 (2) Phenomenological, speculative and abstract
 (3) Textual, critical and historical
 (4) Synoptic, conceptual and speculative

1) 2) 3) 4)

SAVE & NEXT CLEAR SAVE & MARK FOR REVIEW MARK FOR REVIEW & NEXT

<< BACK NEXT >> SUBMIT

99 Not Visited 1 Not Answered
 0 Answered 0 Marked for Review
 0 Answered & Marked for Review (will be considered for evaluation)

01 02 03 04 05 06 07
 08 09 10 11 12 13 14 15
 16 17 18 19 20 21 22 23
 24 25 26 27 28 29 30 31
 32 33 34 35 36 37 38 39
 40 41 42 43 44 45 46 47
 48 49 50 51 52 53 54 55



- (b) The answer can be changed, if required, anytime during the test. To save the answer, the candidate MUST click on the “Save & Next” button.
- (c) To mark the question for review (without answering it), click on the “Mark for Review & Next” button.

Candidate will have the option to change previously saved answer of any question, anytime during the entire duration of the test. To change the answer to a question that has already been answered, first select the corresponding question from the Question Palette, then click on “Clear Response” to clear the previously entered answer and subsequently follow the procedure for answering that type of question.

(m) ROUGH WORK:

All calculations/writing work are to be done only in the rough sheet provided at the Centre in the Examination Room/Hall and on completion of the test candidates must hand over the rough sheets to the invigilator on duty in the Room/Hall.

ANNEXURE-IX

National Testing Agency (NTA)

Procedure to be adopted for compilation of NTA scores for multi session Papers(Normalization procedure based on PERCENTILE SCORE)

NTA will be conducting examinations on multiple dates, generally in two sessions per day. The candidates will be given different sets of questions per session and it is quite possible that in spite of all efforts of maintaining equivalence among various question papers, the difficulty level of these question papers administered in different sessions may not be exactly the same. Some of the candidates may end up attempting a relatively tougher set of questions when compared to other sets. The candidates who attempt the comparatively tougher examination are likely to get lower marks as compared to those who attempt the easier one. In order to overcome such a situation, “**Normalization procedure based on Percentile Score**” will be used for ensuring that candidates are neither benefitted nor disadvantaged due to the difficulty level of the examination. With the objective of ensuring that a candidate’s true merit is identified, and that a level playing field is created in the above context, the Normalization Procedure, set out below shall be adopted, for compiling the NTA scores for multi session papers.

The process of Normalization is an established practice for comparing candidate scores across multi session papers and is similar to those being adopted in other large educational selection tests conducted in India. For normalization across sections, NTA shall use the percentile equivalence.

Percentile Scores: Percentile scores are scores based on the relative performance of all those who appear for the examination. Basically the marks obtained are transformed into a scale ranging from 100 to 0 for each session of examinees.

The Percentile Score indicates the percentage of candidates that have scored EQUAL TO OR BELOW (same or lower raw scores) that particular Percentile in that examination. Therefore the topper(highest score) of each session will get the same Percentile of 100 which is desirable. The marks obtained in between the highest and lowest scores are also converted to appropriate Percentiles.

The Percentile score will be the Normalized Score for the examination (instead of the raw marks of the candidate) and shall be used for preparation of the merit lists.

The Percentile Scores will be calculated up to 7 decimal places to avoid bunching effect and reduce ties.

The Percentile score of a Candidate is calculated as follows:

$$\frac{100 \times \text{Number of candidates appeared in the 'Session' with raw score EQUAL TO OR LESS than the candidate}}{\text{Total number of the candidates appeared in the 'Session'}}$$

Note: The Percentile of the Total shall **NOT be** an aggregate or average of the Percentile of individual subject. Percentile score is not the same as percentage of marks obtained.

Example: Suppose a test was held in 4 sessions of examinees as per details given below:-
(Allocation of Days and shifts were done randomly)

(a) Distribution of candidates were as follows:

Session-1: Day-1 Shift-1, **Session-2:** Day-1 Shift-2, **Session-3:** Day-2 Shift-1 and **Session-4:** Day-2 Shift-2

Session	Day/Shift	No of Candidates			Marks	
		Absent	Appeared	Total	Highest	Lowest
Session-1	Day-1 Shift-1	3974	28012	31986	335	-39
Session-2	Day-1 Shift-2	6189	32541	38730	346	-38
Session-3	Day-2 Shift-1	6036	41326	47362	331	-49
Session-4	Day-2 Shift-2	9074	40603	49677	332	-44
Total(Session-1 to Session-4)		25273	142482	167755	346	-49

In this method of scoring the HIGHEST RAW SCORE in each paper (irrespective of the raw scores) will be the 100 Percentile indicating that 100% of candidates have scores equal to or lesser than the highest scorer/ topper for that session.

Highest Raw Score and Percentile Score: All the highest raw scores will have normalized Percentile Score of 100 for their respective session.

Session	Total Candidates Appeared	Highest Raw Score	Candidates who scored EQUAL OR LESS THAN Highest Raw Score	Percentile Score	Remarks
Session-1	28012	335	28012	100.0000000 [[28012/28012]*100]	i.e. all the highest raw scores would be normalized to 100 Percentile Score for their respective session.
Session -2	32541	346	32541	100.0000000 [[32541/32541]*100]	
Session -3	41326	331	41326	100.0000000 [[41326/41326]*100]	
Session -4	40603	332	40603	100.0000000 [[40603/40603]*100]	

Lowest Raw Score and Percentile Score: Percentile Score of all the lowest raw scores will depend on the total number of candidates who have taken the examination for their respective session.

Session	Total Candidates Appeared	Lowest Raw Score	Candidates who scored EQUAL OR LESS THAN Lowest Raw Score	Percentile Score	Remarks
Session -1	28012	-39	1	0.0035699 [[1/28012]*100]	i.e. Percentile Score of all the lowest raw scores are different i.e. Percentile Score depend on the total number of candidates who have taken the examination for their respective session.
Session -2	32541	-38	1	0.0030730 [[1/32541]*100]	
Session -3	41326	-49	1	0.0024198 [[1/41326]*100]	
Session -4	40603	-44	1	0.0024629 [[1/40603]*100]	

The following is a further explanation of the interpretation of the raw scores and Percentile Score in Session-3 (Day-2 and Shift-1) with 41326 candidates who have taken the examination.

Candidate	Percentile Score	No of Candidates	Raw Score	Remark
A	100.0000000 [[41326/41326)*100]	1	331	Indicates that amongst those appeared, 100% have scored either EQUAL TO OR LESS THAN the candidate A (331 raw score).
				It also indicates that no candidate has scored more than the candidate A (331 raw score).
B	90.1224411 [[37244/41326)*100]	77	121	Indicates that amongst those appeared, 90.1224411% have scored either EQUAL TO OR LESS THAN the candidate B (121 raw score).
				It also indicates that remaining candidates have scored more than candidate B (121 raw score).
C	50.4549194 [[20851/41326)*100]	381	41	Indicates that amongst those appeared, 50.4549194% have scored either EQUAL TO OR LESS THAN the candidate C (41 raw score).
				It also indicates that remaining those appeared have scored more than candidate C (41 raw score).
D	31.7040120	789	25	Indicates that amongst those appeared, 31.7040120% have

	$[(13102/41326) * 100]$			scored either EQUAL TO OR LESS THAN the candidate D (25 raw score) It also indicates that remaining candidates have scored more than candidate D (25 raw score).
E	1.1034216 $[(456/41326) * 100]$	100	-15	Indicates that amongst those appeared, 1.1034216% have scored either EQUAL TO OR LESS THAN the candidate E (-15 raw score) It also indicates that remaining candidates have scored more than candidate E (-15 raw score)

STEP-BY-STEP PROCEDURE FOR NORMALIZATION AND PREPARATION OF RESULT:

Step-1: Distribution of Examinees in two shifts:

Candidates have to be distributed into two sessions randomly so that each session has approximately equal number of candidates. These two sessions would be as follows:

Session-1: Day-1 Shift-1, **Session-2:** Day-1 Shift-2

In the event of more number of days or less number of shifts, the candidates will be divided accordingly. This will ensure that there is no bias in the distribution of candidates who shall take the examination. Further, with a large population of examinees spread over the entire country the possibility of such bias becomes remote.

Step-2: Preparation of Results for each Session:

The examination results for **each session** would be prepared in the form of

- Raw Scores
- Percentiles Scores of Total raw scores.

The Percentiles would be calculated for each candidate in the Session as follows:

Let TP1 be the Percentile Scores of Total Raw Score of that candidate.

$$\text{Total Percentile (TP1)} : 100 \times \frac{\text{No. of candidates appeared from the session with raw score EQUAL TO OR LESS than T1 score}}{\text{Total No. of candidates appeared in the session}}$$

Step-3: Compilation of NTA score and Preparation of Result:

The Percentile scores for the Total Raw Score for all the sessions (**Session-1:** Day-1 Shift-1, **Session-2:** Day-1 Shift-2) as calculated in **Step-2** above would be merged and shall be called the NTA scores which will then be used for compilation of result and further processing for deciding the allocation.

In the events of the percentiles for the multi-shifts being dissimilar / unequal, the lowest will be the eligibility cut-off for that category for all candidates (i.e. all shifts).

For Example: In an the examination held in two shifts, if the 40% marks correspond to a Percentile score of 78 in Shift 1 and 79 in Shift 2, then all those equal to or above 78 percentiles (Percentile score of 100 to 78) in both shifts will become eligible in General Category. Similar method will be adopted for the other categories to determine eligibility cut-offs.

In case the examination is held in more number of shifts the same principle shall apply.

ANNEXURE-X

**FORMAT OF THE CERTIFICATE FOR THE CANDIDATES UNDER PERSONS WITH BENCHMARK
DISABILITY CATEGORY
(PwBD)**

NAME & ADDRESS OF THE INSTITUTE/HOSPITAL ISSUING THE CERTIFICATE

Certificate No. :

Date:

Affix Recent
Passport size
Attested
Photograph
here

CERTIFICATE FOR PERSONS WITH DISABILITIES

This is to certify that Shri/Smt/Kum*) _____
son/daughter* of Shri _____ Age _____ years, Registration No.

_____ is a case of Locomotor disability/Cerebral Palsy/Blindness/Low vision/Hearing
impairment/Other disability* and has been suffering from degree of disability not less than
_____ % (_____). The details of
his/her above mentioned disability is described below:

(IN CAPITAL LETTERS)

Note:-

1. This condition is progressive/non-progressive/likely to improve/not likely to improve.*
2. Re-assessment is not recommended/is recommended after a period of _____
months/years.
3. The certificate is issued as per PwBD Act, 1995.

* Strike out whichever is not applicable.

**Sd/-
(DOCTOR)
Seal**

**Sd/-
(DOCTOR)
Seal**

**Sd/-
(DOCTOR)
Seal**

Signature/Thumb impression of the person

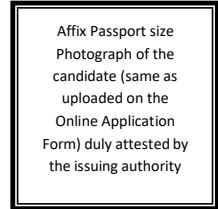
**Countersigned by the
Medical Superintendent/CMO/
Head of Hospital (With Seal)**

ANNEXURE-XI

Certificate regarding physical limitation to write in an examination

Certificate No. _____ Dated _____

This is to certify that Mr./Ms. _____
 Aged _____ Years, Son/Daughter of Mr./Mrs. _____
 R/o _____



with AIEEA 2023 Application No. _____ and AIEEA (PG) 2023 Roll No. _____, has the following Disability (name of the Specified Disability) _____ in (percentage) of _____ (in words) _____ (in Figures).

- Please tick on the “Specified Disability”

(Assessment may be done on the basis of Gazette of India. Extraordinary, Part-II, Section 3 Sub-section (ii), Ministry of Social Justice and Empowerment)

S. No.	Category	Type of Disability	Specified Disability
1.	Physical Disability	Locomotor Disability	a. Leprosy cured person, b. cerebral palsy, c. dwarfism, d. muscular dystrophy, e. acid attack victims.
		Visual Impairment	a. blindness, b. low vision
		Hearing Impairment	a. deaf, b. hard of hearing
		Speech & Language Disability	Permanent disability arising out of conditions such as laryngectomy or aphasia affecting one or more components of speech and language due to organic or neurological causes.
2.	Intellectual Disability		a. specific learning disabilities/perceptual disabilities: Dyslexia, Dysgraphia, Dyscalculia, Dyspraxia & Developmental Aphasia) b. autism spectrum disorder
3.	Mental Behaviour		a. mental illness
4.	Disability caused due to	i. Chronic Neurological Conditions	a. multiple sclerosis b. Parkinson’s disease
		ii. Blood disorder	a. Haemophilia, b. Thalassemia, c. Sickle cell disease
5.	Multiple Disabilities		More than one of the above specified disabilities including deaf blindness

This is to further certify that he/she has physical limitation which hampers his/her writing capabilities to write the Examination owing to his/her disability.

Signature _____

Name: _____

Chief Medical Officer/ Civil Surgeon/ Medical Superintendent
 Government Health Care Institution with Seal

ANNEXURE-XII**UNIVERSITY FROM WHERE GRADUATED, SUBJECT STREAM, FACULTY AND DURATION
Codes for University from Where Graduated**

Code No.	Name of the University	Code Name (3 Letters)
01	Acharya N. G. Ranga Agricultural University, Guntur (AP)	ANG
02	Anand Agricultural University, Anand-388110 (Gujarat)	AND
03	AP Horticultural University, Venkataramnagudem, West Godawari-534101 (AP)	AHU
04	Assam Agricultural University, Jorhat-785013, (Assam)	AAU
05	Bidhan Chandra Krishi Viswavidyalaya, Mohanpur, Nadia-741252 (West Bengal)	BCK
06	Bihar Animal Sciences University, Bihar Veterinary College Campus, Patna, Bihar-800014	BASU
07	Birsa Agricultural University, Kanke, Ranchi-834 006 (Jharkhand)	BAU
08	Ch. Sarwan Kumar Krishi Vishva-Vidyalaya, Palampur-176 062 (HP)	HPK
09	C.S. Azad University of Agri. & Technology, Kanpur-208 002 (UP)	CSA
10	Ch. Charan Singh Haryana Agril. University, Hisar-125 004 (Haryana)	HAU
11	Dau Shri Vasudev Chandrakar Kamdhenu Vishwavidyalaya, Anjora, Durg-491 001 (CG)	DSV
12	Dr. Balasaheb Sawant Konkan Krishi Vidyapeeth, Dapoli, Distt. Ratnagiri-415 712 (Maharashtra)	KKV
13	Dr. Panjabrao Deshmukh Krishi Vidyapeeth, Krushinagar, Akola-444 104 (Maharashtra)	PDK
14	Dr. Yashwant Singh Parmar Univ. of Horticulture & Forestry, Solan, Nauni-173 230 (HP)	YSP
15	Guru Angad Dev Vety. & Animal Sciences University, Ludhiana-141004 (Punjab)	GAD
16	G.B. Pant University of Agri. & Technology, Pantnagar, Distt. Udham Singh Nagar-263145 (Uttarakhand)	GBP
17	Indira Gandhi Krishi Vishwavidyalaya, Krishak Nagar, Raipur-492 012 (Chhattisgarh)	IGK
18	Indian Veterinary Research Institute, Izatnagar, Bareilly, (U.P.)	IVR
19	Jawaharlal Nehru Krishi ViswaVidyalaya, Adhartal, Jabalpur-482 004 (MP)	JNK
20	Junagadh Agricultural University, Junagadh-362 001 (Gujarat)	JAU
21	Karnataka Veterinary Animal And Fisheries Sciences University, Nandinagar, Bidar-585 401. (Karnataka)	KVA
22	Kerala Agricultural University, Vellanikkara, Thrissur-680 656 (Kerala)	KAU
23	Kerala University of Fisheries & Ocean Studies, Panangad P.O., Kochi - 682506, (Kerala)	KUF
24	Kerala Veterinary & Animal Sciences University, Pookode Wayanad -673576 (Kerala)	KVS
25	Lala Lajpat Rai University of Veterinary and Animal Science Hisar (Haryana)	LLR
26	Maharana Pratap Horticultural University, Karnal, CCSHAU Campus, Hisar	MPH
27	Nanaji Deshmukh Veterinary Science University, Jabalpur (MP) , Jabalpur (MP)	NDV
28	Maharana Pratap University of Agriculture & Technology, Udaipur-313 001 (Rajasthan)	MPU
29	Maharashtra Animal Science & Fishery University, Seminary Hills, Nagpur-440 006 (Maharashtra)	MAS
30	Mahatma Phule Krishi Vidyapeeth, Rahuri-413 722 (Maharashtra)	MPK
31	Marathwada Agricultural University, Parbhani-431 402 (Maharashtra)	MAU
32	Banda University of Agriculture and Technology, Banda-210001(Uttar Pradesh)	BUA
33	Narendra Deva University of Agri. and Technology, Kumarganj, Faizabad-224 229 (Uttar Pradesh)	NDU
34	Navsari Agricultural University, Dandi Road, Eruchar Rasta, Navsari-396 450 (Gujarat)	NAU
35	Orissa University of Agriculture & Technology, Bhubaneswar-751 003 (Odisha)	OUA

Code No.	Name of the University	Code Name (3 Letters)
36	Punjab Agricultural University, Ludhiana-141 004 (Punjab)	PAU
37	Dr. RP CAU, Pusa, Samastipur-848 125 (Bihar)	DRU
38	Rajasthan Veterinary and Animal Sciences University, Bikaner (Rajasthan)	RVB
39	Rajmata Vijayaraje Scindia Krishi Vishwa Vidyalaya Race Course Road, Gwalior-474002. (MP)	RVG
40	Sardar Vallabh Bhai Patel Univ. of Agriculture & Technology, Modipuram, Meerut-250 110 (UP)	SVB
41	Sardarkrushinagar-Dantiwada Agricultural University, Sardar Krushinagar, Distt. Banaskantha-385 506 (Gujarat)	SDA
42	Sher-E-Kashmir University of Agril. Sciences & Technology, Jammu-180 012 (J&K)	SKJ
43	Sher-E-Kashmir University of Agril. Sciences & Technology of Kashmir, Shalimar Cam pus, Srinagar-191 121 (J&K)	SKS
44	Sri Venkateswara Veterinary University, Tirupati, Chittoor-517 502 (Andhra Pradesh)	SVV
45	Swami Keshwanand Rajasthan Agricultural University, Bikaner-334 006 (Rajasthan)	RAB
46	Tamil Nadu Agricultural University, Coimbatore	TNA
47	Tamil Nadu Veterinary & Animal Sciences University, Chennai-600 051 (Tamil Nadu)	TNV
48	Tamil Nadu Fisheries University, First Line Beach Road Nagapattinam– 611 001, (Tamil Nadu)	TNF
49	University of Agricultural Sciences, Dharwad-580 005 (Karnataka)	UAD
50	University of Agricultural Sciences, GKVK, Bengaluru-560 065 (Karnataka)	UAB
51	University of Agricultural Sciences, Raichur-584102 (Karnataka)	UAR
52	Keladi Shivappa Nayak University of Agricultural and Horticultural Sciences, Shivamogga (Karnataka)	UAH
53	University of Horticultural Sciences, Bagalkote-587102 (Karnataka)	UHB
54	UP Pandit Deen Dayal Upadhaya Pashu Chikitsa Vigyan Vishwa Vidyalaya Evam Anusandhan Sansthan, Mathura-281 001 (UP)	UPP Go
55	Uttar Banga Krishi Viswavidyalaya, P.O. Pundibari, Dist. Cooch Behar-736 165 (West Bengal)	UBK
56	Veer Chandra Singh Garhwali Uttarakhand University of Horticulture and Forestry, Bharsar-246123, Dist. Pauri Garhwal, Uttarakhand	UUH
57	West Bengal University of Animal & Fishery Sciences, 68 Kb Sarani, Belgachia, Kolkata-700 037 (WB)	WBU
58	Central Agricultural University, P.O. Box 23, Imphal-795 004 (Manipur)	CAU
59	Aligarh Muslim University, Anoop Sahar Road, Aligarh-202 002 (UP)	AMU
60	Banaras Hindu University, Institute of Agricultural Sciences, Varanasi-221 005 (UP)	BHU
61	Nagaland University, School of Agricultural Sciences and Rural Development (SASARD), Medziphema-797 106 (Nagaland)	NAG
62	VisvaBharati, Palli Siksha Bhavana, P.O. Sriniketan-731 236 (West Bengal)	VIB
63	ICAR- Indian Agricultural Research Institute, New Delhi - 110002	IAR
64	National Dairy Research Institute, Karnal-132 001 (Haryana)	NDR
65	ICAR- Central Institute of Fisheries Education (CIFE) , Mumbai -400061	CIF
66	SKN Agriculture University, Jobner, (Rajasthan)	SKN
67	Agriculture University, Kota (Rajasthan)	AUK
68	Agriculture University, Jodhpur (Rajasthan)	AUJ
69	Rani Lakshmi Bai Central Agricultural University, Jhansi (UP)	RLB
70	Prof. Jayashankar State Agricultural University, Hyderabad (Telangana)	PJT
71	Bihar Agriculture University, Sabour, Bhagalpur (Bihar)	BAS
72	Kamdhenu University, Gandhinagar-382010 (Gujarat)	KUG

Code No.	Name of the University	Code Name (3 Letters)
73	Sri Konda Laxman Telangana State Horticultural University, Rajendranagar, Hyderabad (Telangana)	SKL
74	P.V. Narsimha Rao Telangana State University for Veterinary, Animal and Fisheries Sciences, Rajendranagar, Hyderabad	SPV
75	Other Universities	OTH

Note: In case any degree from a particular college/university is not considered for admission by an Agricultural University or any particular college/university on account of de-recognition by VCI/UGC, ICAR will not be responsible for admitting students of that college/university in the Universities not willing to admit such candidates.

ANNEXURE-XIII

Indicative and Tentative List *of Universities for Admission in Master Degree Programmes in Agriculture and Allied Science Subjects through AIEEA (PG)-2023 along with Contact Details of

Registrars

S. No.	Name of University	Registrars Contact Nos.	Registrars E-mail IDs
1.	Acharya N G Ranga Agricultural University, Administrative Office, Lam, Guntur, Andhra Pradesh - 522 034 (A. P.)	0863-2347101	registrarangrau@gmail.com
2.	Agriculture University, Borkhera, PB No. 20 GPO Nayapura, Kota-324001 (Rajasthan)	0744-2321205	aukota2013@gmail.com
3.	Agriculture University, Mandor, Jodhpur-342304 (Rajasthan)	0291-2570711	vcunivag@gmail.com
4.	Acharya Narendra Dev University of Agriculture & Technology, Ayodhya- (U. P.)	05270-262035	registrar.nd.15@gmail.com,
5.	Anand Agricultural University, Anand-388110 (Gujarat)	02692-261310	registrar@aaui.in
6.	Assam Agricultural University, Jorhat-785013 (Assam)	0376-2340008	registrar@aaui.ac.in
7.	Bidhan Chandra Krishi Vishwavidyalaya, Mohanpur, (West Bengal)	03473-222269	registrar@bckv.edu.in; regbckv@gmail.com
8.	Bihar Animal Sciences University, Bihar Veterinary College Campus, Patna- 800014 (Bihar)	0612-2227251	registrarbasu@gmail.com
9.	Birsa Agricultural University, Kanke, Ranchi (Jharkhand)	0651-2450022	registrarbaujharkhand@gmail.com ; registrar@bauranchi.org
10.	Central Agricultural University, Iroisemba, Imphal-795004 (Manipur)	03852-410644	regcau@gmail.com, regcau@yahoo.com
11.	Chandra Shekhar University of Agriculture and Technology, Kanpur-208002 (U. P.)	05122-533791	registrar@csau.ac.in, rsingh.csau@gmail.com
12.	Chaudhary Charan Singh Haryana Agricultural University, Hisar (Haryana)	01662-234613	regi@hau.ernet.in
13.	CSK Himachal Pradesh Krishi Vishwavidyalaya, Palampur-176 062 (Himachal Pradesh)	01894-230383	registrar@hillagric.ac.in
14.	Dau Shri Vasudev Chandrakar Kamdhenu Vishwavidyalaya, Durg (Chhattisgarh)	07882-623465	registrarckgv2012@gmail.com
15.	Dr. Balasaheb Sawant Konkan Krishi Vidyapeeth, Tal. Dapoli, Dist. Ratnagiri-415 712, (MS)	02358-282065	regrdbskkv@rediffmail.com, regr. dbskkv@gov.in
16.	Dr. Panjabrao Deshmukh Krishi Vidyapeeth Akola, P.O. Krishi Nagar, Akola-444104 (MS)	0724-2258372	registrar@pdkv.ac.in
17.	Dr. Rajendra Prasad Central Agricultural University, Pusa, Samastipur - 848 125 (Bihar)	06274-240239	registrar@rpcau.ac.in
18.	Dr. Y.S. Parmar University of Horticulture & Forestry, Nauni, Solan-173230 (Himachal Pradesh)	01792 -252219	registrar@yvspuniversity.ac.in

19.	Dr.Y.S.R Horticultural University, Post Box # 7, Venkataramannagudem-534 101, West Godavari District (AP)	08818-284311	registrar@drysru.edu.in
20.	Faculty of Agricultural Science, Aligarh Muslim University, Aligarh-202 002 (U. P.)	0571-2700220, 2701727	registrar.amu@amu.ac.in, saghir63@gmail.com, dean.agr@amu.ac.in
21.	Faculty of Agriculture, Institute of Agricultural Sciences, BHU, Varanasi-221005 (U. P.)	0542-2307222, 2368558	director.ias.bhu@gmail.com
22.	Guru Angad Dev Veterinary and Animal Sciences University, Ferozepur Road, Ludhiana-141 004 (Punjab)	0161-2553343	registrargadvasu@gmail.com , sp1962@yahoo.com
23.	ICAR- Indian Veterinary Research Institute, Izatnagar, Bareilly -243122 (U. P.)	0581-2301462	universityivri@gmail.com, registrar@ivri.res.in, acadsec17@gmail.com, cao@ivri.res.in
24.	ICAR-Central Institute of Fisheries Education, Panch Marg, Off. Yari Road, Versova, Andheri (west), Mumbai-400 061 (MS)	022-26365198	jdadmin@cife.edu.in , sureshchandra@cife.edu.in , npsahu@cife.edu.in
25.	ICAR-Indian Agricultural Research Institute, Pusa, New Delhi-110012	011-25842390, 25846536	manjaiah@iari.res.in, registrar_academic@iari.res.in, dean@iari.res.in,
26.	ICAR-National Dairy Research Institute, Karnal-132001 (Haryana)	0184-2259023/ 2252022	jda@ndri.res.in, jdadmin@ndri.res.in, susanta_saha_1@yahoo.co.in
27.	Indira Gandhi Krishi Vishwavidyalaya, Krishak Nagar, Raipur-492 012 (Chhattisgarh)	0771-2442537	regigkv@gmail.com
28.	Jawahar Lal Nehru Krishi Vishwa Vidyalaya, Jabalpur, Krishi Nagar, Adhartal, Jabalpur-482004 (MP)	0761-2681778	registrarjnkvv@yahoo.com
29.	Junagadh Agricultural University, Near Motibaugh, Vanthali Road, Junagadh-362001 (Gujarat)	0285-2672346	registrar@jau.in
30.	Karnataka Veterinary, Animal and Fisheries Sciences University, PB No 6, Nandinagar, Bidar-585 401 (Karnataka)	0848-2245241	regkvafsu@gmail.com
31.	Keladi Shivappa Nayak University of Agricultural and Horticultural Sciences, Savalanga Road, Shivamogga-577 204 (Karnataka)	08182-267011	registarsshimoga@gmail.com
32.	Kerala Agricultural University, KAU P.O., Vellanikkara, Thrissur-680656 (Kerala)	0487-2438011	registrar@kau.in
33.	Kerala University of Fisheries and Ocean Studies, Panangad P.O., Kochi-682 506 (Kerala)	0484 2703782	registrar@kufos.ac.in
34.	Kerala Veterinary and Animal Sciences University, Pookode, Wayanad -673 576 (Kerala)	04936 209215	pstovc@kvasu.ac.in, kishor@kvasu.ac.in
35.	Maharana Pratap University of Agriculture & Technology, Udaipur (Rajasthan)	0294-2471302	registrar@mpuat.ac.in

36.	Maharashtra Animal & Fishery Sciences University, Futala Lake Road, Nagpur - 440 001 (MS)	0712-2511784, 0712-2511785, 0712-2511787, 2053657	registrarmafsu@yahoo.com
37.	Mahatama Phule Krishi Vidyapeeth, Rahuri, Distt. Ahmednagar-413722 (MS)	02426-243226	registrar.mpkv@nic.in
38.	Nanaji Deshmukh Veterinary Science University, South Civil Lines, Jabalpur -482001 (Madhya Pradesh)	0761-2620545	registrarndvsujbp@gmail.com
39.	Navsari Agricultural University, Navsari-396 450 (Gujarat)	(02637)282823	registrar@nau.in
40.	Orissa University of Agriculture and Technology, Bhubaneswar-751003 (Odisha)	06742-397424	registrarouat@gmail.com
41.	Palli Siksha Bhavana, Visva-Bharati, Santineketan, Birbhum (West Bengal)	03463-261531	registrar@visva-bharati.ac.in,
42.	Professor Jayashankar Telangana State Agricultural University, Hyderabad-500 030 (Telangana)	0402-4002314	regrpjtsau@gmail.com
43.	Punjab Agricultural University, Ludhiana-141004 (Punjab)	01612-400955	registrar@pau.edu
44.	PV Narsimha Rao Telangana for Veterinary University, Rajendranagar, Hyderabad-500 030 (Telangana)	040-24002114	telanganavetuniv@gmail.com
45.	Rajasthan University of Veterinary and Animal Sciences, Bijey Bhawan Palace Complex, Near Deen Dayal Upadhyay Circle, Bikaner-334001 (Rajasthan)	0151-2540028	regrajuvas@gmail.com
46.	Rani Lakshmi Bai Central Agricultural University, Jhansi, (UP) Camp Office: Room No 213, KAB-II, Pusa, New Delhi-12	0510-2730555	registrar.rlbcau@gmail.com, mukeshcsau@rediffmail.com
47.	Sardar Vallabh Bhai Patel University of Agriculture & Technology, NH-58, Roorkee Road, Modipuram, Meerut-250110 (Uttar Pradesh)	01212-2888525	brsingh2000@gmail.com , registrarsvpmeerut@gmail.com
48.	Sardarkrushinagar Dantiwada Agricultural University, Sardarkrushinagar – 385506, Banaskantha, Gujarat	02748-278226	registrar@sdau.edu.in
49.	SASARD, Nagaland University, Medziphema, Lumani, Zunheboto Dist. Nagaland-798627 (MS)	0369-2268270	arsasrd@nagalanduniversity.ac.in, registrar@nagalanduniversity.ac.in, deansasrd@nagalanduniversity.ac.in,
50.	Sher-e- Kashmir University of Agricultural Sciences & Technology of Jammu, Main Campus Chatha, Jammu-180009, (J&K)	0191-2262012	registrar@skuast.org
51.	Sher-e-Kashmir University of Agricultural Sciences and Technology of Kashmir, Shalimar Campus, Srinagar-190025, (J&K)	0194-2461271	registrar@skuastkashmir.ac.in
52.	Sri Karan Narendra Agriculture University Jobner-303329, Jaipur (Rajasthan)	01425-254980	registrar@sknau.ac.in

53.	Sri Konda Laxman Telangana State Horticultural University, Rajendranagar, Hyderabad-500 030 (Telangana)	040-24014301	registrar@skltshu.ac.in, registrars kltshu@gmail.com
54.	Sri Venkateswara Veterinary University, Dr. Y.S.R. Bhavan, Tirupati - 517 502 (AP)	0877 2248894	registrarsvvutpt@yahoo.in, registrar@svvu.edu.in
55.	Swami Keshwanand Rajasthan Agricultural University, Bikaner-334006 (Rajasthan)	0151-2250025	reg@raubikaner.org
56.	Tamil Nadu Agricultural University, Coimbatore-641 003 (Tamil Nadu)	0422-6611201	registrar@tnau.ac.in,
57.	Tamil Nadu Dr. J. Jayalalithaa Fisheries University, First Line Beach Road, Nagappatanam-611 001 (Tamil Nadu)	04365-240088	registrar@tnfu.ac.in
58.	University of Agricultural Sciences, GKVK, Bellary Road, Bangalore-560 065 (Karnataka)	080-23330984	registrar@uasbangalore.edu.in
59.	University of Agricultural Sciences, Krishi Nagar, Dharwad-580 005 (Karnataka)	0836-2214420	registrar@uasd.in
60.	University of Agricultural Sciences, UAS Campus, Lingsugur Road, Raichur-584 104 (Karnataka)	08432-220157	registrar@uasraichur.edu.in
61.	University of Horticultural Sciences, Udyanagiri, Bagalkot-587104 (Karnataka)	08354-230276	registrar@uhsbagalkot.edu.in
62.	U.P. Pandit Deen Dayal Upadhyaya Pashu Chikitsa Vigyan Vishwavidyalaya Evam Go Anusandhan Sansthan, Mathura (UP)	0565-2471178	registrarduvasu@gmail.com
63.	Uttar Banga Krishi Viswavidyalaya, PO Pundbari, Cooch Behar-736 165 (West Bengal)	03582-270588	registrarubkv@gmail.com
64.	Vasantrao Naik Marathwada Krishi Vidyapeeth, Parbhani-431402 (MS)	02452-223801	reg_mau@rediffmail.com
65.	West Bengal University of Animal & Fishery Sciences, 37 & 68, KB Sarani, Kolkata-700037 (West Bengal)	03325-563123	danashyamsundar@gmail.com
66.	Bihar Agricultural University, Sabour, Bhagalpur, Bihar -813210	0641-2451039	registrarbau2022@gmail.com

*The final list of universities for admission to Master's degree programmes will be available at the time of counselling.

ANNEXURE-XIV

CASTE CERTIFICATE FOR SCHEDULED CASTE/TRIBE CANDIDATE

1. This is to certify that Shri/Smt./Kumari* Son/daughter * of Of village/town* in District/Division* of the State/Union Territory*

Belong to theCaste/Tribe* which is recognized as a **Scheduled Caste/Scheduled Tribe*** under :

*The Constitution (Scheduled Castes) Order, 1950

*The Constitution (Scheduled Tribes) Order, 1950

*The Constitution (Scheduled Castes) (Union Territories) Order, 1951

*The Constitution (Scheduled Tribes) (Union Territories) Order, 1951

{As amended by the Scheduled Castes and Scheduled Tribes Lists (Modification Order) 1956, the Bombay Reorganization Act, 1960, the Punjab Reorganization Act 1966, the State of Himachal Pradesh Act, 1970, the North-Eastern Areas (Reorganisation) Act, 1971 and the Scheduled Castes and Scheduled Tribes Orders (Amendment) Act, 1976}

*The Constitution (Jammu & Kashmir) Scheduled Castes Order, 1956;

*The Constitution (Andaman & Nicobar Islands) Scheduled Tribes Order, 1959, as amended by the Scheduled Castes and Scheduled Tribes Orders (Amendment) Act 1976;

*The Constitution (Dadra and Nagar Haveli) Scheduled Castes Order, 1962;

*The Constitution (Dadra and Nagar Haveli) Scheduled Tribes Order, 1962;

*The Constitution (Pondicherry) Scheduled Castes Order, 1964;

*The Constitution (Uttar Pradesh) Scheduled Tribes Order, 1967;

*The Constitution (Goa, Daman and Diu) Scheduled Castes Order, 1968;

*The Constitution (Nagaland) Scheduled Tribes Order, 1970

*The Constitution (Sikkim) Scheduled Castes Order, 1978

*The Constitution (Sikkim) Scheduled Tribes Order, 1978

*The Constitution (Jammu and Kashmir) Scheduled Tribes Order, 1989

*The Constitution (Scheduled Castes) Orders (Amendment) Act, 1990

*The Constitution (Scheduled Tribes) Order Amendment Act, 1991

*The Constitution (Scheduled Tribes) Order Second Amendment Act, 1991

2. This certificate is issued on the basis of the Scheduled Castes/Scheduled Tribes Certificate issued to Shri/Smt*father/mother* of Shri/Smt/Kumari Of Village/ town* in District/Division* of the State/Union Territory* who belongs to theCaste/Tribe* which is recognized as a Scheduled Caste/Scheduled Tribe* in the State/Union Territory* issued by the Dated

3. Shri/Smt*/Kumari* and/or* his/her family ordinarily reside(s) in village/town* of District/Division* of the State/Union Territory of

Signature

Designation.....

(With seal of Office)

Place :

State

Date :

Union Territory

NOTE: The term "Ordinarily resides" used here will have the same meaning as in Section 20 of the Representation of the Peoples Act, 1950.

*Please delete the words which are not applicable.

AUTHORITIES EMPOWERED TO ISSUE SCHEDULED CASTE/SCHEDULED TRIBE CERTIFICATES

{G.I. Dept. of Per. & Trg. O.M. No. 3012//88-Estt. (SCT), (SRD III) dated 24.04.1990}

The under mentioned authorities have been empowered to issue Caste Certificates of verification :

1. District Magistrate/Additional District Magistrate/Collector/Deputy Commissioner/ Additional Deputy Commissioner/Deputy Collector/First class Stipendiary Magistrate/Sub Divisional Magistrate/Taluka Magistrate/Executive Magistrate/Extra Assistant Commissioner.
2. Chief Presidency Magistrate/Additional Chief Presidency Magistrate/Presidency Magistrate.
3. Revenue Officer not below the rank of Tehsildar
4. Sub-Divisional Officer of the area where the candidate and/or his/her family normally resides

ANNEXURE-XV

FORM OF CERTIFICATE TO BE PRODUCED BY OTHER BACKWARD CLASSES-NON CREAMY LAYER (OBC-NCL) APPLYING FOR ADMISSION TO CENTRAL EDUCATIONAL INSTITUTIONS (CEIs), UNDER THE GOVERNMENT OF INDIA

This is to certify that Shri/Smt./Kum.....Son/Daughter of Shri/Smt
..... of Village / Town..... District/Division
..... in the.....State belongs to
the Community which is recognized as a backward class under:

- (i) Resolution No.12011/68/93-BCC(C)dated10/09/93 published in the Gazette of India Extraordinary Part I Section I No.186dated13/09/93.
- (ii) Resolution No.12011/9/94-BCCdated19/10/94 published in the Gazette of India Extraordinary Part I Section I No.163Dated20/10/94.
- (iii) Resolution No.12011/7/95-BCCdated24/05/95published in the Gazette of India Extraordinary Part I Section I No.88Dated25/05/95.
- (iv) Resolution No.12011/96/94-BCCdated9/03/96.
- (v) Resolution No.12011/44/96-BCCdated6/12/96 published in the Gazette of India Extraordinary Part I Section I No.210Dated11/12/96.
- (vi) ResolutionNo.12011/13/97-BCCdated03/12/97.
- (vii) ResolutionNo.12011/99/94-BCCdated11/12/97.
- (viii) ResolutionNo.12011/68/98-BCCdated27/10/99.
- (ix) Resolutionno.12011/88/98-bccdated6/12/99 published in the Gazette of India Extraordinary Part I Section I No. 270dated06/12/99.
- (x) Resolution no.12011/36/99-bccdated04/04/2000 published in the Gazette of India Extraordinary Part I Section I No 71dated04/04/2000.
- (xi) Resolutionno.12011/44/99-bccDated21/09/2000 published in the Gazette of India Extraordinary Part I Section I No.210dated21/09/2000.
- (xii) Resolutionno.12015/9/2000-bccdated06/09/2001.
- (xiii) Resolutionno.12011/1/2001-bccdated19/06/2003.
- (xiv) Resolutionno.12011/4/2002-bccdated13/01/2004.
- (xv) Resolution No. 12011/9/2004-BCC dated 16/01/2006.
- (xvi) Resolution No. 12011/14/2004-BCC dated 12/03/2007.
- (xvii) Resolution No.12011/16/2007-BCC dated 12/10/2007; Resolution No.12018/6/2005-BCC dated 30/07/2010; Resolution No. 12015/2/2007-BCC dated 18/08/2010; Resolution No. 12015/15/2008-BCC dated 16/06/2011; Resolution No.12015/13/2010-BC-II dated 08/12/2011; Resolution No.12015/5/2011-BC-II dated 17/02/2014; Resolution No. 20012/129/2009-BC-II dated 04/03/2014.

Shri/Smt./Kum.....and/or his family ordinarily reside(s) in the.....District/Divisionof.....State. This is also to certify tha the/she does not belong to the persons/sections (Creamy Layer) mentioned in Column3 of the Schedule to the Government of India, Department of Personnel & Training O.M.No.36012/22/93-Estt.(SCT) Dated08/09/93 which Is modified vide OM No.36033/1/2013Estt.(Res.) dated 13 September, 2017.

Dated:.....

District magistrate/ Deputy Commissioner, etc.
Seal

Note:

- (a) The term 'Ordinarily' used here will have the same meaning as in Section 20 of the Representation of the People Act, 1950.
- (b) The authorities competent to issue Caste Certificates are indicated below:
 - (i) District Magistrate/Additional Magistrate/Collector/Deputy Commissioner/Additional Deputy Commissioner/ Deputy Collector/1st Class Stipendiary Magistrate/Sub-Divisional Magistrate/Taluka Magistrate/ Executive Magistrate/Extra Assistant Commissioner (Not Below The Rank of 1st Class Stipendiary Magistrate).
 - (ii) Chief Presidency Magistrate/Additional Chief Presidency Magistrate/Presidency Magistrate.
 - (iii) Revenue Officer not below the rank of Tehsildar' and
 - (iv) Sub-Divisional Officer of the area where the candidate and/or his family resides.

Declaration/undertaking-for OBC candidates only

I,.....son/daughter of Shri resident of Village/Town/City District State here by declare that I belong to the Community which is recognized as a Backward Class by the Government of India for the purpose of reservation in services as per orders contained in Department of Personnel and Training Office Memorandum No.36012/22/93-Estt.(SCT), dated8/9/1993. It is also declared that I do not belong to persons/Sections (Creamy Layer) mentioned in Column 3 of The Schedule to the above referred OfficeMemorandum,Dated8/9/1993, which is Modified vide Department of Personnel and Training Office Memorandum No.36033/1/2013Estt.(Res.) dated 13 September, 2017..

Place Signature of the Candidate

Date:.....

- **Declaration/undertaking not signed by candidate will be rejected.**
- **False declaration will render the applicant liable for termination of registration at any time.**

Creamy Layer Definition

OBC Creamy layer is defined comprehensively at <http://ncbc.nic.in/html/creamyayer.html>

All candidates for the OBC reserved seats should make sure that they do not satisfy any of the creamy layer criteria as listed in the website. Some general exclusion for quick reference (no way comprehensive) are as follows.

1. Any of the parents holds a constitutional position in Govt. of India
2. Anyone of the parents is a class I officer.
3. Both the parents are class II officers.
4. Anyone of the parents is employed in an equivalent rank to class I officer or both parents equivalent to class II officer in a public sector, insurance companies, banks, universities or in other organizations.
5. Land holding son irrigated land are 85% or more of the statutory ceiling area.
6. Parents in come is more than Rs.8 lakhs per year or Government of India directives applicable at the time of counseling.

ANNEXURE-XVI

Income and Asset Certificate to be produced by the Economically Weaker Section

Government of

(Name & Address of the authority issuing the certificate)

INCOME & ASSEST CERTIFICATE TO BE PRODUCED BY ECONOMICALLY WEAKER SECTIONS

Certificate No. _____

Date: _____

VALID FOR THE YEAR _____

This is to certify that Shri/Smt./Kumari _____ son/daughter/wife of _____ permanent resident of _____, Village/Street _____ Post. Office _____ District _____ in the State/Union Territory _____ Pin Code _____ whose photograph is attested below belongs to Economically Weaker Sections, since the gross annual income* of his/her 'family'*** is below Rs. 8 lakh (Rupees Eight Lakh only) for the financial year _____. His/her family does not own or possess any of the following assets*** :

- I. 5 acres of agricultural land and above;
- II. Residential flat of 1000 sq. ft. and above;
- III. Residential plot of 100 sq. yards and above in notified municipalities;
- IV. Residential plot of 200 sq. yards and above in areas other than the notified municipalities.

2. Shri/Smt./Kumari _____ belongs to the _____ caste which is not recognized as a Scheduled Caste, Scheduled Tribe and Other Backward Classes (Central List)

Signature with seal of Office _____

Name _____

Designation _____

Recent Passport size
attested photograph of
the applicant

*Note1:. Income covered all sources i.e. salary, agriculture, business, profession, etc.

**Note 2: The term "Family" for this purpose include the person, who seeks benefit of reservation, his/her parents and siblings below the age of 18 years as also his/her spouse and children below the age of 18 years

***Note 3: The property held by a "Family" in different locations or different places/cities have been clubbed while applying the land or property holding test to determine EWS status.

ANNEXURE-XVII

**SPONSORSHIP CERTIFICATE
DECLARATION BY THE EMPLOYER OF THE CANDIDATE (FOR IN-SERVICE CANDIDATES)**

- (i) Certified that the particulars filled by Mr./Shri.....son/ daughter of.....in the application form have been verified and found correct.
- (ii) The candidate will be granted deputation leave/study leave/extraordinary leave or he/she will be given a scholarship or stipend of the value of Rs.per month. On completion of the degree, he/she will be required to serve this department/institute/university for a period of. years.
- (iii) If selected for admission, the candidate will be relieved to join the course on the date of start of session in the university when admitted.
- (iv) If selected for the award of or other fellowship, there will be no objection for his receiving the scholarship and contingency amounts attached there to subject to the following conditions:
 - (a)
 - (b)
 - (c)
- (v) Certified that I am competent to take the decision to sponsor him/her on the terms and conditions mentioned above/the decision to sponsor him/her on the above terms and conditions has been taken by and is being communicated under the direction of who is the competent authority.
- (vi) This university/Institute/organization/department undertakes to pay dues outstanding against the candidate, if not paid by him.
- (vii) Any other relevant information:

SIGNATURE.....

DESIGNATION.....

ADDRESS

.....

.....

ANNEXURE-XVIII**Employment status of in-service candidates**

Institutes/Agric. Universities/Other	Code Number
ICAR Institutes and ICAR Institute based Deemed-to-be-Universities	01
State Agricultural Universities including Veterinary/Horticulture/ Fisheries Universities, CAU and CUs having faculty of agriculture	02
Central Government Departments dealing in agriculture and allied sectors	03
State Government Departments dealing in agriculture and allied sectors	04
Public Sector Undertaking dealing in agriculture and allied sectors	05
Any other Govt. organization	06

ANNEXURE- XIX

Letter of Undertaking for Using Own Scribe

I _____, a candidate with _____ (name of the disability) appearing for the _____ (name of the examination) bearing Roll No. _____ at _____ (name of the centre) in the District _____, _____ (name of the State). My qualification is _____.

I do hereby state that _____ (name of the scribe) will provide the service of scribe/reader/lab assistant for the undersigned for taking the aforesaid examination.


I do hereby undertake that his qualification is _____.

I further certify that the scribe whose photograph and particulars are mentioned below, is not COVID-19 + and a certificate to this effect from Competent Authority is enclosed to this letter.

(Signature of the candidate with Disability)

Place:

Date:



(Self- Attested Photograph)

Name of Scribe	ID of the Scribe	ID Number

ANNEXURE-XX

Certificate for person with specified disability covered under the definition of Section 2 (s) of the RPwD Act, 2016 but not covered under the definition of Section 2(r) of the said Act, i.e. persons having less than 40% disability and having difficulty in writing

1. This is to certify that, we have examined Mr/Ms/Mrs(name of the candidate), S/o of /D/o a resident of (Vill/PO/PS/District/State), aged.....yrs, a person with..... (nature of disability/condition), and to state that he/she has limitation which hampers his/her writing capability owing to his/her above condition. He/ she requires support of scribe for writing the examination.

2. The above candidate uses aids and assistive device such as prosthetics & orthotics, hearing aid (name to be specified) which is/are essential for the candidate to appear at the examination with the assistance of scribe.

3. This certificate is issued only for the purpose of appearing in written examinations conducted by recruitment agencies as well as academic institutions and is valid upto (it is valid for maximum period of six months or less as may be certified by the medical authority)

Signature of Medical Authority

(Signature & Name)	(Signature & Name)	(Signature & Name)	(Signature & Name)	(Signature & Name)
Orthopaedic/ PMR specialist	Clinical Psychologist/Rehabilitation Psychologist/Psychiatrist/ Special Educator	Neurologist (if available)	Occupational Therapist (if available)	Other Expert as nominated By the Chairperson (if any)
(Signature & Name)				
Chief Medical Officer/Civil Surgeon/Chief District Medical Officer.....Chairperson				

Name of Government Hospital/Health _____

Care Centre with Seal _____

Place:

Date:

ANNEXURE- XXI

Letter of Undertaking by the person with specified disability covered under the definition of Section 2 (s) of the RPwD Act, 2016 but not covered under the definition of Section 2(r) of the said Act, i.e. persons having less than 40% disability and having difficulty in writing

1. I _____, a candidate with _____(nature of disability/condition) appearing for the _____(name of the examination) bearing Roll No. _____at _____(name of the centre) in the District _____, _____(name of the State). My educational qualification is_____.

2. I do hereby state that _____(name of the scribe) will provide the service of the scribe for the undersigned for taking the aforementioned examination.

3. I do hereby undertake that his qualification is _____. In case, subsequently it is found that his qualification is not as declared by the undersigned and is beyond my qualification. I shall forfeit my right to the post or certificate/diploma/degree and claims relating thereto.

(Signature of the candidate)

(counter signature by the parent/guardian, if the candidate is minor)

Place:

Date:



National Testing Agency

(An autonomous organization under the Department of
Higher Education, Ministry of Education, Government of India)

Help Desk:

Email : icar@nta.ac.in

Website: www.nta.ac.in, <https://icar.nta.nic.in>